



Volume 12 Issue 1, April (2024)

e-ISSN 2721-9453
p-ISSN 2086-7689

Science Midwifery

Editor-in-Chief:
D. K. Keliat

Available online at www.iocspublisher.org
Institute of Computer Science
(IOCScience)

SERTIFIKAT

Direktorat Jendral Pendidikan Tinggi, Riset dan Teknologi
Kementerian Pendidikan, Kebudayaan, Riset dan Teknologi Republik Indonesia



Kutipan dari Keputusan Direktorat Jendral Pendidikan Tinggi, Riset, dan Teknologi
Kementerian Pendidikan, Kebudayaan, Riset dan Teknologi Republik Indonesia

Nomor: 152/E/KPT/2023

Peringkat Akreditasi Jurnal Ilmiah Periode II Tahun 2023

Nama Jurnal Ilmiah:
Science Midwifery

E-ISSN: 27219453
Institute Of Computer Science
Ditetapkan Sebagai Jurnal Ilmiah:

TERAKREDITASI PERINGKAT 3

Akreditasi Berlaku selama 5 (lima) Tahun, yaitu:
Volume 11 Nomor 1 Tahun 2023 sampai Volume 15 Nomor 6 Tahun 2027
Jakarta, 25 September 2023

Plt. Direktur Jendral Pendidikan Tinggi, Riset, dan Teknologi

TERAKREDITASI



Prof. Ir. Nizam, M.Sc., DIC, Ph.D., IPU, ASEAN Eng
NIP. 196107061987101001

Editorial Team

Editor in Chief

Dr. dr. D. K. Keliat, Spa, ([Scopus Profil](#)), Medan, Universitas Sumatera Utara, Inedonesia

Associate Editors

Dr. Leila Mohammadinia, Ph.D., MS, BS, ([Scopus Profil](#)) School of Management and Information Sciences, Shiraz University of Medical Sciences, Shiraz, Iran

Dr. Malakeh Zuhdi Malak, Ph.D., ([Scopus Profil](#)) Associate Professor in Community Health Nursing, Al-Zaytoonah University of Jordan, Amman

Dr. Satyanarayan Labani, ([Scopus Profil](#)) National Institute of Cancer Prevention & Research, Noida, India

Joko Gunawan, S.Kep.Ns MN, Ph.D., ([Scopus Profil](#)) Chulalongkorn University, Thailand,

Prof. Aytac GUDER, Ph.D., ([Scopus Profil](#)) Department Of Medical Services and Techniques, Vocational High School of Health, Giresun University, Turkey

Prof. Eileen Savage, ([Scopus Profil](#)) School of Nursing and Midwifery, University College Cork, Ireland

Prof. Francesco Carelli, FD, MD, MSc., ([Scopus Profil](#)) Professor at University of Milan, Rome and Bari for Undergraduate Students and Specializing Doctors and Masters, Italy

Prof. Magda Moawad Mohamad Mohsen, Ph.D., ([Scopus Profil](#)) Professor of Community Health Nursing, Faculty of Nursing, Menoufia University, Egypt

Prof. Urmila Bhardwaj, ([Scopus Profil](#)) Principal, Rufaida College of Nursing, Jamia Hamdard, New Delhi

Prof. Yau Sui Yu, Ph.D., ([Scopus Profil](#)) Associate Professor, School of Nursing and Health Studies, Open University of Hong Kong, Hong Kong

Prof. Denise Fassett, BHS.RN.MN.PhD, ([Scopus Profil](#)) Faculty Of Health, Departement Nursing and Midwifery, University of Tasmania, Australia

Prof. John Christian Fox, MD, RDMS, FAIUM, ([Scopus Profil](#)) School Of Medicine, University Of California, Irvine, US

dr.Leo Simanjuntak, SpOG, ([Scopus Profil](#)), Medan, Universitas Sumatera Utara, Inedonesia

Prof Dr H Aslim Sihotang, SPM-KVR, ([Scopus Profil](#)), Medan, Universitas Sumatera Utara, Inedonesia

Naety, SST., M.Keb, ([Google Scholar Profil](#)) Medan, Universitas Darma Agung, Indonesia

Efi Satriana Silalahi, SST, MKM, ([Google Scholar Profil](#)), STIKE Mitra Sehati, Medan, Indonesia

Ns. Sumandar, S.Kep, M.Kes, ([Google Scholar Profil](#)) STIKes Al-Insyirah Pekanbaru, Riau, Indonesia

Riny Apriani S.Kep., Ns., M.Kep., ([Google Scholar Profil](#)) STIKES Binalita Sudama Medan, Sumatera Utara, Indonesia

Copy Editor

Ade Setiawan Sembiring, ([Scopus Profil](#)), Agency for Meteorology Climatology and Geophysics, Jakarta, Indonesia

Suprianto Panjairan, ([Scopus Profil](#)), Institute of Computer Science (IOCS), Sumatera Utara Indonesia

Fitrian, Riski Muhamad, ([Scopus Profil](#)), Institute of Computer Science (IOCS), Sumatera Utara Indonesia

Aditiya Pakpahan, ([Scopus Profil](#)), Institute of Computer Science (IOCS), Sumatera Utara Indonesia

Firta Pandjaitan, ([Google Scholar Profil](#)) IARN Copyeditor, Indonesia

Sonya Pasaribu, ([Google Scholar Profi](#)) IARN Copyeditor, Indonesia

Technical Support

Hengki Tamando, Institute of Computer Science (IOCS), Sumatera Utara Indonesia

Health Sciences and related fields


Published: 2024-04-30

Articles

Batal (<https://www.midwifery.iocspublisher.org/index.php/midwifery/article/view/1455>)

 Batal Batal, Batal Batal, Batal Batal

 Page : 1-7

 : <https://doi.org/10.35335/midwifery.v12i1.1455> (<https://doi.org/10.35335/midwifery.v12i1.1455>)


 Abstract views : 127 times |



Factors influencing the occurrence of infertility in pregnant women in Sriamur Village in 2023 (<https://www.midwifery.iocspublisher.org/index.php/midwifery/article/view/1446>)

 Lenny Irmawaty Sirait, Annisa Triani, Wiwit Desi Intarti


 Page : 8-18

PDF (<https://www.midwifery.iocspublisher.org/index.php/midwifery/article/view/1446/1161>)

 : <https://doi.org/10.35335/midwifery.v12i1.1446> (<https://doi.org/10.35335/midwifery.v12i1.1446>)


 Abstract views : 121 times |  PDF : 110 times



Dragon fruit intervention for increasing hemoglobin level on pregnant woment in Sumber Agung Village (<https://www.midwifery.iocspublisher.org/index.php/midwifery/article/view/1394>)

 Nila Qurniasih, Beniqlna Maharani Besmaya, Komalasari Komalasari, Kirana Candrasari, Inggit Primadevi

 Page : 19-25


PDF (<https://www.midwifery.iocspublisher.org/index.php/midwifery/article/view/1394/1162>)

 : <https://doi.org/10.35335/midwifery.v12i1.1394> (<https://doi.org/10.35335/midwifery.v12i1.1394>)


 Abstract views : 128 times |  PDF : 61 times



Factors associated with caesarean section in women giving birth at RSUD dr. Abdul Rivai Berau (<https://www.midwifery.iocspublisher.org/index.php/midwifery/article/view/1454>)

 Wayan Luhwati, Dwi Hartati, Tuti Meihartati, Heni Purwanti

 Page : 26-37


PDF (<https://www.midwifery.iocspublisher.org/index.php/midwifery/article/view/1454/1163>)

 : <https://doi.org/10.35335/midwifery.v12i1.1454> (<https://doi.org/10.35335/midwifery.v12i1.1454>)

 Abstract views : 71 times |  PDF : 47 times


The effectiveness of the rebozo technique and the zilgrei method on labor pain



during the active phase I in mothers giving birth (<https://www.midwifery.iocspublisher.org/index.php/midwifery/article/view/1450>)

 Vivin Nur Faidah, Heni Purwanti, Tuti Meihartati, Chandra Sulistyorini

 Page : 38-47

PDF (<https://www.midwifery.iocspublisher.org/index.php/midwifery/article/view/1450/1164>)

 : <https://doi.org/10.35335/midwifery.v12i1.1450> (<https://doi.org/10.35335/midwifery.v12i1.1450>)


 Abstract views : 165 times |  PDF : 122 times



The effectiveness of health education using video media and leaflets on the ability to mobilize early in post caesarean section patients (<https://www.midwifery.iocspublisher.org/index.php/midwifery/article/view/1451>)

 Ely Kusumawati, Dwi Hartati, Widya Astutik, Tuti Meihartati


 Page : 48-57


PDF (<https://www.midwifery.iocspublisher.org/index.php/midwifery/article/view/1451/1165>)

 : <https://doi.org/10.35335/midwifery.v12i1.1451> (<https://doi.org/10.35335/midwifery.v12i1.1451>)


 Abstract views : 66 times |  PDF : 53 times



The effectiveness of preoperative educational videos on self efficacy and early mobilization implementation in post sectio caesarea mothers (<https://www.midwifery.iocspublisher.org/index.php/midwifery/article/view/1453>)

 Ni Putu Juliani, Dwi Hartati, Khoirul Anam, Tuti Meihartati


 Page : 58-68

PDF (<https://www.midwifery.iocspublisher.org/index.php/midwifery/article/view/1453/1166>)

 : <https://doi.org/10.35335/midwifery.v12i1.1453> (<https://doi.org/10.35335/midwifery.v12i1.1453>)


 Abstract views : 83 times |  PDF : 66 times


External patient visits and healthcare service delivery at terara public health center: A management perspective analysis (<https://www.midwifery.iocspublisher.org/index.php/midwifery/article/view/1426>)

 Nurhayati Nurhayati, Sastrawan Sastrawan, Sismulyanto Sismulyanto, Saimi Saimi, Menap Menap

 Page : 69-78

PDF (<https://www.midwifery.iocspublisher.org/index.php/midwifery/article/view/1426/1167>)

 : <https://doi.org/10.35335/midwifery.v12i1.1426> (<https://doi.org/10.35335/midwifery.v12i1.1426>)


 Abstract views : 53 times |  PDF : 33 times



Unveiling performance patterns: Analysis of employees' performance in public health centers in East Lombok District (<https://www.midwifery.iocspublisher.org/index.php/midwifery/article/view/1424>)

 Budiman Budiman, Menap Menap, Karjono Karjono, Saimi Saimi


 Page : 79-87


PDF (<https://www.midwifery.iocspublisher.org/index.php/midwifery/article/view/1424/1168>)

 : <https://doi.org/10.35335/midwifery.v12i1.1424> (<https://doi.org/10.35335/midwifery.v12i1.1424>)


 Abstract views : 64 times |  PDF : 32 times


Analysis of risk factors that influence events hypertension pre-elderly (<https://www.midwifery.iocspublisher.org/index.php/midwifery/article/view/1423>)

 Nursini Juiban Hadi, Saimi Saimi


 Page : 88-98

PDF (<https://www.midwifery.iocspublisher.org/index.php/midwifery/article/view/1423/1169>)

 : <https://doi.org/10.35335/midwifery.v12i1.1423> (<https://doi.org/10.35335/midwifery.v12i1.1423>)


 Abstract views : 116 times |  PDF : 78 times



Comparison of the effectiveness of the irrigation material ethyl diamine tetra-acetic acid (edta) 17% and benzalconium chloride 1% on the smear layer in the 1/3 apical (<https://www.midwifery.iocspublisher.org/index.php/midwifery/article/view/1440>)

 Juliano Putra Angkasa, Rudy Djuanda, Gita Tarigan

 Page : 107-115


PDF (<https://www.midwifery.iocspublisher.org/index.php/midwifery/article/view/1440/1171>)

 : <https://doi.org/10.35335/midwifery.v12i1.1440> (<https://doi.org/10.35335/midwifery.v12i1.1440>)


 Abstract views : 111 times |  PDF : 45 times



The relationship between nurse behavior, waiting time, and preoperative education with preoperative patient satisfaction central surgical installation (<https://www.midwifery.iocspublisher.org/index.php/midwifery/article/view/1425>)

 Saimi Saimi, Menap Menap, Iwan Kusmayadi AS

 Page : 116-126


PDF (<https://www.midwifery.iocspublisher.org/index.php/midwifery/article/view/1425/1172>)

 : <https://doi.org/10.35335/midwifery.v12i1.1425> (<https://doi.org/10.35335/midwifery.v12i1.1425>)


 Abstract views : 86 times |  PDF : 55 times



Nursing with heart: Analyzing the influence of motivation and remuneration in improving nurse performance at RSJ Mutiara Sukma (<https://www.midwifery.iocspublisher.org/index.php/midwifery/article/view/1422>)

 Fitria Hidayati, Saimi Saimi

 Page : 127-136

PDF (<https://www.midwifery.iocspublisher.org/index.php/midwifery/article/view/1422/1173>)


 : <https://doi.org/10.35335/midwifery.v12i1.1422> (<https://doi.org/10.35335/midwifery.v12i1.1422>)

 Abstract views : 73 times |  PDF : 54 times


Legal responsibility of foreign doctors who commit medical malpractice in Indonesia (<https://www.midwifery.iocspublisher.org/index.php/midwifery/>)



[article/view/1428](#))

 Abraham Ethan Martupa Sahat Marune

 Page : 137-147

PDF (<https://www.midwifery.iocspublisher.org/index.php/midwifery/article/view/1428/1174>)

 : <https://doi.org/10.35335/midwifery.v12i1.1428> (<https://doi.org/10.35335/midwifery.v12i1.1428>)


 Abstract views : 105 times |  PDF : 39 times



Reduction of emesis gravidarum using lavender aromatherapy in the first trimester of pregnancy (literature review) (<https://www.midwifery.iocspublisher.org/index.php/midwifery/article/view/1444>)

 Adri Idiana, Ratna Dewi, Noviyanti Noviyanti

 Page : 148-157


PDF (<https://www.midwifery.iocspublisher.org/index.php/midwifery/article/view/1444/1175>)

 : <https://doi.org/10.35335/midwifery.v12i1.1444> (<https://doi.org/10.35335/midwifery.v12i1.1444>)


 Abstract views : 126 times |  PDF : 43 times



Optimizing maternal healthcare: Holistic strategies for early detection and management of preeclampsia (<https://www.midwifery.iocspublisher.org/index.php/midwifery/article/view/1442>)

 Asmanidar Asmanidar, Emilda Emilda


 Page : 158-167


PDF (<https://www.midwifery.iocspublisher.org/index.php/midwifery/article/view/1442/1176>)

 : <https://doi.org/10.35335/midwifery.v12i1.1442> (<https://doi.org/10.35335/midwifery.v12i1.1442>)


 Abstract views : 83 times |  PDF : 50 times



Analysis of midwives' knowledge regarding the use of acupressure on pregnant women at Ingin Jaya Community Health Center, Aceh Besar (<https://www.midwifery.iocspublisher.org/index.php/midwifery/article/view/1441>)

 Adri Idiana, Noviyanti Noviyanti, Ratna Dewi, Juliastuti Juliastuti, T Iskandar Faisal

 Page : 168-175

PDF (<https://www.midwifery.iocspublisher.org/index.php/midwifery/article/view/1441/1177>)

 : <https://doi.org/10.35335/midwifery.v12i1.1441> (<https://doi.org/10.35335/midwifery.v12i1.1441>)


 Abstract views : 63 times |  PDF : 30 times

Evaluation of perinatal maternal audit program (AMP) in the Langsa City (<https://www.midwifery.iocspublisher.org/index.php/midwifery/article/view/1437>)

 Fithriany Fithriany, Emilda AS, Cut Mutiah, Silfia Dewi, Lili Kartika Sari Harahap, Sandy Rahayu



 Page : 176-186




PDF (<https://www.midwifery.iocspublisher.org/index.php/midwifery/article/view/1437/1178>)

 : <https://doi.org/10.35335/midwifery.v12i1.1437> (<https://doi.org/10.35335/midwifery.v12i1.1437>)



 Abstract views : 73 times |  PDF : 37 times




Knowledge and skills in combating stunting in toddlers in Aceh Besar regency (a comparative study of BKKBN cadres with Integrated Service Post cadres) (<https://www.midwifery.iocspublisher.org/index.php/midwifery/article/view/1436>)

 Abdul Majid, Hermansyah Hermansyah, Meutia Zahara, Asnawi Abdullah, Hafnidar Hafnidar
 Page : 187-196



PDF (<https://www.midwifery.iocspublisher.org/index.php/midwifery/article/view/1436/1179>)
 : <https://doi.org/10.35335/midwifery.v12i1.1436> (<https://doi.org/10.35335/midwifery.v12i1.1436>)
 Abstract views : 52 times |  PDF : 31 times




The effectiveness of using red betel leaf (*piper ornatum*) infusion compared to binahong leaf (*anredera cordifolia*) infusion in healing external genital infections (<https://www.midwifery.iocspublisher.org/index.php/midwifery/article/view/1434>)

 Salmiani Abdul Manaf, Novemi Novemi
 Page : 197-204



PDF (<https://www.midwifery.iocspublisher.org/index.php/midwifery/article/view/1434/1180>)
 : <https://doi.org/10.35335/midwifery.v12i1.1434> (<https://doi.org/10.35335/midwifery.v12i1.1434>)
 Abstract views : 102 times |  PDF : 39 times




The relationship between health literacy and quality of life among diabetes mellitus patients in the working area of Darul Imarah Subdistrict Health Center (<https://www.midwifery.iocspublisher.org/index.php/midwifery/article/view/1433>)

 Ayu Isnani, Hermansyah Hermansyah, Maidar Maidar, Irwan Saputra, Asnawi Abdullah, Hafnidar Ar Rani
 Page : 205-215

PDF (<https://www.midwifery.iocspublisher.org/index.php/midwifery/article/view/1433/1181>)
 : <https://doi.org/10.35335/midwifery.v12i1.1433> (<https://doi.org/10.35335/midwifery.v12i1.1433>)
 Abstract views : 67 times |  PDF : 44 times



Analysis of determinants of adherence to anti-tuberculosis drugs in tb patients during covid-19 at the public health center of Aceh Besar Regency (<https://www.midwifery.iocspublisher.org/index.php/midwifery/article/view/1432>)

 Amiruddin Amiruddin, Fahmi Ichwansyah, Hermansyah Hermansyah, Maidar Maidar, Asnawi Abdullah
 Page : 216-225


PDF (<https://www.midwifery.iocspublisher.org/index.php/midwifery/article/view/1432/1182>)
 : <https://doi.org/10.35335/midwifery.v12i1.1432> (<https://doi.org/10.35335/midwifery.v12i1.1432>)
 Abstract views : 61 times |  PDF : 34 times



Determinants influencing healthcare workers' anxiety levels during the COVID-19 pandemic at Cut Nyak Dhien Regional General Hospital, West

Aceh (<https://www.midwifery.iocspublisher.org/index.php/midwifery/article/view/1431>)



 Nadalia Indah Tari, Melania Hidayat, Radhiah Zakaria, Maidar Maidar, Asnawi Abdullah
 Page : 226-235

PDF (<https://www.midwifery.iocspublisher.org/index.php/midwifery/article/view/1431/1183>)


 : <https://doi.org/10.35335/midwifery.v12i1.1431> (<https://doi.org/10.35335/midwifery.v12i1.1431>)



 Abstract views : 76 times |  PDF : 37 times

Utilization of voluntary counseling and testing (VCT) services among transexual in Banda Aceh (<https://www.midwifery.iocspublisher.org/index.php/midwifery/article/view/1429>)



 Nazira Yusuf, Marthoenis Marthoenis, Irwan Saputra, Hermansyah Hermansyah, Asnawi Abdullah
 Page : 236-243

PDF (<https://www.midwifery.iocspublisher.org/index.php/midwifery/article/view/1429/1184>)


 : <https://doi.org/10.35335/midwifery.v12i1.1429> (<https://doi.org/10.35335/midwifery.v12i1.1429>)



 Abstract views : 69 times |  PDF : 28 times

The relationship between knowledge level and compliance to blood supplement tablets consumption in adolescent girls (<https://www.midwifery.iocspublisher.org/index.php/midwifery/article/view/1462>)

 Siti Rufiah Salhaj, Sumiati Sumiati, Khoirul Anam, Tuti Meihartati
 Page : 244-253

PDF (<https://www.midwifery.iocspublisher.org/index.php/midwifery/article/view/1462/1185>)


 : <https://doi.org/10.35335/midwifery.v12i1.1462> (<https://doi.org/10.35335/midwifery.v12i1.1462>)



 Abstract views : 93 times |  PDF : 69 times

Differences in acid-resistant battery examination results ziehl neelsen method and Rapid Molecular Test (TCM) at Sekayu regional hospital in 2023 (<https://www.midwifery.iocspublisher.org/index.php/midwifery/article/view/1408>)



 M Nabil Alkaff, Rima Ernia, Eva Wulandari
 Page : 254-262

PDF (<https://www.midwifery.iocspublisher.org/index.php/midwifery/article/view/1408/1186>)


 : <https://doi.org/10.35335/midwifery.v12i1.1408> (<https://doi.org/10.35335/midwifery.v12i1.1408>)



 Abstract views : 36 times |  PDF : 28 times

The relationship between anxiety levels and breast milk production in postpartum mothers (<https://www.midwifery.iocspublisher.org/index.php/midwifery/article/view/1463>)

 Yuni Kasmia, Dwi Hartati, Tuti Meihartati, Widya Astutik
 Page : 263-272


PDF (<https://www.midwifery.iocspublisher.org/index.php/midwifery/article/view/1463/1187>)

 : <https://doi.org/10.35335/midwifery.v12i1.1463> (<https://doi.org/10.35335/midwifery.v12i1.1463>)


 Abstract views : 35 times |  PDF : 26 times



Determinants of factors influencing the utilization of Covid-19 vaccination services at sigli public health center, Pidie Regency, Aceh, Indonesia (<https://www.midwifery.iocspublisher.org/index.php/midwifery/article/view/1430>)

 Riska Fauza, Melania Hidayat, Meutia Zahara, Radhiah Radhiah, Asnawi Abdullah


 Page : 273-282


PDF (<https://www.midwifery.iocspublisher.org/index.php/midwifery/article/view/1430/1188>)

 : <https://doi.org/10.35335/midwifery.v12i1.1430> (<https://doi.org/10.35335/midwifery.v12i1.1430>)


 Abstract views : 31 times |  PDF : 24 times



The relationship between nutritional status and anemia in children aged 36-59 months with developmental problems (<https://www.midwifery.iocspublisher.org/index.php/midwifery/article/view/1465>)

 Hasilia Marantika, Risnawati Risnawati, Tuti Meihartati, Chandra Sulistyroni

 Page : 283-292


PDF (<https://www.midwifery.iocspublisher.org/index.php/midwifery/article/view/1465/1189>)

 : <https://doi.org/10.35335/midwifery.v12i1.1465> (<https://doi.org/10.35335/midwifery.v12i1.1465>)


 Abstract views : 46 times |  PDF : 32 times

The influence of occupational health and safety signs on safe behavior among oil palm factory workers at PT. Sewangi Sawit Sejahtera (<https://www.midwifery.iocspublisher.org/index.php/midwifery/article/view/1445>)

 Rani Sumarni, Santoso Santoso, Abdurrahman Hamid

 Page : 293-302


PDF (<https://www.midwifery.iocspublisher.org/index.php/midwifery/article/view/1445/1190>)

 : <https://doi.org/10.35335/midwifery.v12i1.1445> (<https://doi.org/10.35335/midwifery.v12i1.1445>)


 Abstract views : 47 times |  PDF : 22 times



Effect of giving banana hearts on breast milk production in postpartum mothers (<https://www.midwifery.iocspublisher.org/index.php/midwifery/article/view/1448>)

 Hafsah Us, Mey Elisa Safitri, Julina Br Sembiring

 Page : 303-312


PDF (<https://www.midwifery.iocspublisher.org/index.php/midwifery/article/view/1448/1191>)

 : <https://doi.org/10.35335/midwifery.v12i1.1448> (<https://doi.org/10.35335/midwifery.v12i1.1448>)


 Abstract views : 65 times |  PDF : 32 times



"Unveiling cellular immunity: A study on diabetes mellitus patients with gangrene wounds" (<https://www.midwifery.iocspublisher.org/index.php/midwifery/article/view/1471>)

 Meri Meri, Lisna Meisya F, Yane Liswanti


 Page : 313-321


PDF (<https://www.midwifery.iocspublisher.org/index.php/midwifery/article/view/1471/1192>)

 : <https://doi.org/10.35335/midwifery.v12i1.1471> (<https://doi.org/10.35335/midwifery.v12i1.1471>)


 Abstract views : 33 times |  PDF : 27 times



The turbulence of drug trafficking among the elite (<https://www.midwifery.iocspublisher.org/index.php/midwifery/article/view/1491>)

 Santalia Banne Tondok, Rahmat Pannyiwi, Andi Nursinah, Nuraida Kubangun, Iskandar Zulkarnaen, Hardianti Naim, Dian Meiliani Yulis


 Page : 322-327


PDF (<https://www.midwifery.iocspublisher.org/index.php/midwifery/article/view/1491/1193>)

 : <https://doi.org/10.35335/midwifery.v12i1.1491> (<https://doi.org/10.35335/midwifery.v12i1.1491>)


 Abstract views : 30 times |  PDF : 48 times



Correlation of screen time with behavioral, emotional and psychosocial disorders—multicenter research at 5 Ciherang Village Elementary Schools (<https://www.midwifery.iocspublisher.org/index.php/midwifery/article/view/1498>)

 Fransisca Iriani R Dewi, Agustina Agustina, Ernawati Ernawati, Alexander Halim Santoso, William Gilbert Satyanegara, Yohanes Firmansyah, Stanislas Kotska Marvel Mayello Teguh, Ayleen Nathalie Jap, Naufal Rayhan

 Page : 338-345


PDF (<https://www.midwifery.iocspublisher.org/index.php/midwifery/article/view/1498/1195>)

 : <https://doi.org/10.35335/midwifery.v12i1.1498> (<https://doi.org/10.35335/midwifery.v12i1.1498>)


 Abstract views : 75 times |  PDF : 50 times



Causal model of decision-making for type 2 diabetes mellitus patients regarding self-management (<https://www.midwifery.iocspublisher.org/index.php/midwifery/article/view/1502>)

 Muhammad Amin Rais, Mitha Permata Dini, Stefanus Supriyanto


 Page : 328-337


PDF (<https://www.midwifery.iocspublisher.org/index.php/midwifery/article/view/1502/1194>)

 : <https://doi.org/10.35335/midwifery.v12i1.1502> (<https://doi.org/10.35335/midwifery.v12i1.1502>)


 Abstract views : 31 times |  PDF : 11 times



The relationship of stress and locus of control to academic procrastination in Ormawa student faculty of health Universitas Dian Nuswantoro (<https://www.midwifery.iocspublisher.org/index.php/midwifery/article/view/1412>)

 Nor Amalia Muthoharoh, Kismi Mubarakah, Aprianti Aprianti, Rika Juniar Amalia, Naufal Rizky Faddhlurrohman

 Page : 346-357


PDF (<https://www.midwifery.iocspublisher.org/index.php/midwifery/article/view/1412/1196>)

 : <https://doi.org/10.35335/midwifery.v12i1.1412> (<https://doi.org/10.35335/midwifery.v12i1.1412>)


 Abstract views : 63 times |  PDF : 27 times



The influence of ylang-ylang flower extract administration (Cananga Odorata) as an Aedes Aegypti Mosquito Instar III (<https://www.midwifery.iocspublisher.org/index.php/midwifery/article/view/1447>)

 Eka Devi Nadila, Risma Risma, Adi Suriyanto

 Page : 358-365


PDF (<https://www.midwifery.iocspublisher.org/index.php/midwifery/article/view/1447/1197>)

 : <https://doi.org/10.35335/midwifery.v12i1.1447> (<https://doi.org/10.35335/midwifery.v12i1.1447>)


 Abstract views : 66 times |  PDF : 39 times


The relationship between mindfulness and self-acceptance of families who have family members with mental disorders in RSKD Dadi Sul-Sel Province (<https://www.midwifery.iocspublisher.org/index.php/midwifery/article/view/1449>)

 Matilda M. Paseno, Yunis Meilin Bara', Meyke Rosdiana


 Page : 366-375


PDF (<https://www.midwifery.iocspublisher.org/index.php/midwifery/article/view/1449/1198>)

 : <https://doi.org/10.35335/midwifery.v12i1.1449> (<https://doi.org/10.35335/midwifery.v12i1.1449>)


 Abstract views : 37 times |  PDF : 20 times


The relationship between macronutrient and micronutrient intake with anemia in the Puruk Cahu health center (<https://www.midwifery.iocspublisher.org/index.php/midwifery/article/view/1458>)

 Rino Rino, Triawanti Triawanti, Roselina Panghiyangani, Meitria Syahadatina Noor, Eko Suhartono


 Page : 376-386


PDF (<https://www.midwifery.iocspublisher.org/index.php/midwifery/article/view/1458/1199>)

 : <https://doi.org/10.35335/midwifery.v12i1.1458> (<https://doi.org/10.35335/midwifery.v12i1.1458>)


 Abstract views : 37 times |  PDF : 13 times



Effectiveness of biologic therapies on psoriasis vulgaris (<https://www.midwifery.iocspublisher.org/index.php/midwifery/article/view/1459>)

 Verika Christabela Tansuri, Linda Julianti Wijayadi

 Page : 387-397

PDF (<https://www.midwifery.iocspublisher.org/index.php/midwifery/article/view/1459/1200>)


 : <https://doi.org/10.35335/midwifery.v12i1.1459> (<https://doi.org/10.35335/midwifery.v12i1.1459>)

 Abstract views : 54 times |  PDF : 21 times


Identify factors related to the unmet need for family planning in women of



childbearing age (<https://www.midwifery.iocspublisher.org/index.php/midwifery/article/view/1461>)

 Andrew Poul, Luh Seri Ani, Dinar Saurmari Lubis


 Page : 398-406


PDF (<https://www.midwifery.iocspublisher.org/index.php/midwifery/article/view/1461/1201>)

 : <https://doi.org/10.35335/midwifery.v12i1.1461> (<https://doi.org/10.35335/midwifery.v12i1.1461>)


 Abstract views : 35 times |  PDF : 24 times



Phenomenological study of the experiences of mothers who have children with autism at SLB Muhammadiyah Bayongbong, Garut Regency (<https://www.midwifery.iocspublisher.org/index.php/midwifery/article/view/1512>)

 Sri Yekti Widadi, Tantri Puspita, Eldessa Vava Rilla, Rudy Alfiansyah, Wahyudin Wahyudin, Aksha Zamiatun Aeni


 Page : 407-417

PDF (<https://www.midwifery.iocspublisher.org/index.php/midwifery/article/view/1512/1202>)

 : <https://doi.org/10.35335/midwifery.v12i1.1512> (<https://doi.org/10.35335/midwifery.v12i1.1512>)


 Abstract views : 35 times |  PDF : 23 times



Relationship between hematocrit values in tuberculosis (TB) sufferers who received anti-tuberculosis drug treatment at the Pematangsiantar Raya Community Health Center (<https://www.midwifery.iocspublisher.org/index.php/midwifery/article/view/1513>)

 Noni Herawati

 Page : 418-426

PDF (<https://www.midwifery.iocspublisher.org/index.php/midwifery/article/view/1513/1203>)

 : <https://doi.org/10.35335/midwifery.v12i1.1513> (<https://doi.org/10.35335/midwifery.v12i1.1513>)


 Abstract views : 51 times |  PDF : 21 times



Profile of drug use in Guillain Barre Syndrome (GBS) patients at "X" private hospital (<https://www.midwifery.iocspublisher.org/index.php/midwifery/article/view/1511>)

 Fransiska Rosari Dewi, Ni Putu Desy Ratna W. D, Ni Kadek Sriasih, IGA. M. Riantarini


 Page : 427-433


PDF (<https://www.midwifery.iocspublisher.org/index.php/midwifery/article/view/1511/1204>)

 : <https://doi.org/10.35335/midwifery.v12i1.1511> (<https://doi.org/10.35335/midwifery.v12i1.1511>)

 Abstract views : 46 times |  PDF : 22 times



Testantidiabetic activity of a combination of 70% ethanol extract of meniran leaves (*Phyllanthus Niruri* L.) and glibenclamide in male white Wistar rats induced by alloxan (<https://www.midwifery.iocspublisher.org/index.php/midwifery/article/view/1504>)

 Annisa Alya Azzahra, Tanti Azizah Sujono

 Page : 434-443


PDF (<https://www.midwifery.iocspublisher.org/index.php/midwifery/article/view/1504/1205>)

 : <https://doi.org/10.35335/midwifery.v12i1.1504> (<https://doi.org/10.35335/midwifery.v12i1.1504>)


 Abstract views : 79 times |  PDF : 61 times



Knowledge and attitudes of young women regarding BSE at state Junior High School 21 Palu, South Palu District, Palu City, Central Sulawesi (<https://www.midwifery.iocspublisher.org/index.php/midwifery/article/view/1494>)

 Sri Purwiningsih, Fitri Arni, Parmi Parmi, Desak E Susianawati, Imelda Kantohe, Almaida Taurisa

 Page : 444-451


PDF (<https://www.midwifery.iocspublisher.org/index.php/midwifery/article/view/1494/1206>)

 : <https://doi.org/10.35335/midwifery.v12i1.1494> (<https://doi.org/10.35335/midwifery.v12i1.1494>)


 Abstract views : 33 times |  PDF : 11 times



Application of eHealth Self-Management (eHSM) for clients hypertension (<https://www.midwifery.iocspublisher.org/index.php/midwifery/article/view/1469>)

 Jajuk Kusumawaty, Syamsul Anwar, Lily Herlina, Ninik Yunitri, Dedi Supriadi, Rosmiati Rosmiati


 Page : 452-458


PDF (<https://www.midwifery.iocspublisher.org/index.php/midwifery/article/view/1469/1207>)

 : <https://doi.org/10.35335/midwifery.v12i1.1469> (<https://doi.org/10.35335/midwifery.v12i1.1469>)


 Abstract views : 33 times |  PDF : 44 times



Analysis of work posture, workload and work stress against nurse burnout syndrome (<https://www.midwifery.iocspublisher.org/index.php/midwifery/article/view/1515>)

 Ari Rizki Racheshi, Mei Syafriadi , Anciah Caesarina Novi Marchianti

 Page : 459-468


PDF (<https://www.midwifery.iocspublisher.org/index.php/midwifery/article/view/1515/1208>)

 : <https://doi.org/10.35335/midwifery.v12i1.1515> (<https://doi.org/10.35335/midwifery.v12i1.1515>)

 Abstract views : 46 times |  PDF : 22 times


Case report: Neoplasma kista ovarium (<https://www.midwifery.iocspublisher.org/index.php/midwifery/article/view/1507>)

 Ego Fernando, Nabila Farah Triansa , Hervyasti Purwiandari


 Page : 469-474


PDF (<https://www.midwifery.iocspublisher.org/index.php/midwifery/article/view/1507/1209>)

 : <https://doi.org/10.35335/midwifery.v12i1.1507> (<https://doi.org/10.35335/midwifery.v12i1.1507>)


 Abstract views : 53 times |  PDF : 35 times



Case report: lymphatic malformation (<https://www.midwifery.iocspublisher.org/index.php/midwifery/article/view/1488>)

 Nabila Farah Triansa*, Ego Fernando, Lilia Dewiyanti

 Page : 475-483


PDF (<https://www.midwifery.iocspublisher.org/index.php/midwifery/article/view/1488/1210>)

 : <https://doi.org/10.35335/midwifery.v12i1.1488> (<https://doi.org/10.35335/midwifery.v12i1.1488>)


 Abstract views : 43 times |  PDF : 24 times

Review: Antibacterial activity of lime (*Citrus aurantifolia* L.) peel (<https://www.midwifery.iocspublisher.org/index.php/midwifery/article/view/1475>)

 Diki Prayugo Wibowo, Ria Mariani

 Page : 484-492


PDF (<https://www.midwifery.iocspublisher.org/index.php/midwifery/article/view/1475/1211>)

 : <https://doi.org/10.35335/midwifery.v12i1.1475> (<https://doi.org/10.35335/midwifery.v12i1.1475>)


 Abstract views : 117 times |  PDF : 52 times



The effect of local culture of naposo nauli bulung using a peer educator approach on adolescent sexual behavior (<https://www.midwifery.iocspublisher.org/index.php/midwifery/article/view/1467>)

 Nurelilasari Siregar, Lola Pebrianthy, Nanda Suryani Sagala

 Page : 493-498


PDF (<https://www.midwifery.iocspublisher.org/index.php/midwifery/article/view/1467/1212>)

 : <https://doi.org/10.35335/midwifery.v12i1.1467> (<https://doi.org/10.35335/midwifery.v12i1.1467>)


 Abstract views : 19 times |  PDF : 8 times



Effectiveness of health education Breast Self Examination (BSE) on knowledge of breast cancer prevention (<https://www.midwifery.iocspublisher.org/index.php/midwifery/article/view/1470>)

 Julita Legi, Winarsi Molintao, Michelle Kairupan, Shania Moku

 Page : 499-505


PDF (<https://www.midwifery.iocspublisher.org/index.php/midwifery/article/view/1470/1213>)

 : <https://doi.org/10.35335/midwifery.v12i1.1470> (<https://doi.org/10.35335/midwifery.v12i1.1470>)


 Abstract views : 60 times |  PDF : 15 times



Effect of essential sandalwood aromatherapy oil (*santalum album* l.) on intensity decreasing pain in the first stage of labor at Elliani Clinic (<https://www.midwifery.iocspublisher.org/index.php/midwifery/article/view/1464>)

 Farida Umamy, Ririn Anggriani Sitorus, Dewi Widya Wati

 Page : 506-513

PDF (<https://www.midwifery.iocspublisher.org/index.php/midwifery/article/view/1464/1214>)


 : <https://doi.org/10.35335/midwifery.v12i1.1464> (<https://doi.org/10.35335/midwifery.v12i1.1464>)

 Abstract views : 26 times |  PDF : 16 times


Case report: Dystonia and athetosis in ICH of 80 years old female patient



(<https://www.midwifery.iocspublisher.org/index.php/midwifery/article/view/1457>)

 Alyn Kristiani, Sunarno

 Page : 514-523


PDF (<https://www.midwifery.iocspublisher.org/index.php/midwifery/article/view/1457/1215>)

 : <https://doi.org/10.35335/midwifery.v12i1.1457> (<https://doi.org/10.35335/midwifery.v12i1.1457>)


 Abstract views : 40 times |  PDF : 22 times



The influence of exclusive breastfeeding on the incident of stunting (<https://www.midwifery.iocspublisher.org/index.php/midwifery/article/view/1452>)

 Ellyzabeth Sukmawati


 Page : 99-106


PDF (<https://www.midwifery.iocspublisher.org/index.php/midwifery/article/view/1452/1170>)

 : <https://doi.org/10.35335/midwifery.v12i1.1452> (<https://doi.org/10.35335/midwifery.v12i1.1452>)


 Abstract views : 24 times |  PDF : 13 times



Innovation model sirukogalar (system reference communication three pillars) in primary mental health services for end practice stocks (<https://www.midwifery.iocspublisher.org/index.php/midwifery/article/view/1489>)

 Saimi Saimi, Nita Sudiarsini


 Page : 524-532


PDF (<https://www.midwifery.iocspublisher.org/index.php/midwifery/article/view/1489/1216>)

 : <https://doi.org/10.35335/midwifery.v12i1.1489> (<https://doi.org/10.35335/midwifery.v12i1.1489>)


 Abstract views : 30 times |  PDF : 20 times



Analysis of risk factors for gestational hypertension and preeclampsia: Literature review (<https://www.midwifery.iocspublisher.org/index.php/midwifery/article/view/1415>)

 Thursina Vera Hayati, M. Zulkarnain, Rostika Flora, Nur Alam Fajar, Anita Rahmiwati, Ocktariyana Ocktariyana, Rika Ariana

 Page : 665-661

PDF (<https://www.midwifery.iocspublisher.org/index.php/midwifery/article/view/1415/1217>)

 : <https://doi.org/10.35335/midwifery.v12i1.1415> (<https://doi.org/10.35335/midwifery.v12i1.1415>)

 Abstract views : 30 times |  PDF : 13 times

Effectiveness of biologic therapies on psoriasis vulgaris

Verika Christabela Tansuri¹, Linda Julianti Wijayadi²

¹Faculty of Medicine, Pelita Harapan University, Tangerang, Indonesia

²Department of DermatoVenereology, Faculty of Medicine, Tarumanagara University, Jakarta, Indonesia

ARTICLE INFO

Article history:

Received Mar 17, 2024

Revised Mar 23, 2024

Accepted Apr 24, 2024

Keywords:

Biologic Agents
Biologic Therapy
Psoriasis Vulgaris

ABSTRACT

Psoriasis is a chronic proliferative inflammatory condition mediated by the immune system that is characterized by erythematous plaques covered by silvery scales. Psoriasis vulgaris is mediated by T lymphocytes, wherein the activation of innate immune cells and pathogenic T cells leads to inflammation of the skin and excessive growth of keratinocytes. The pathogenesis of psoriasis vulgaris has significantly enhanced comprehension of cutaneous immunology, facilitating an introduction to highly effective therapies. Biologic therapy binds to a specific cytokine such as TNF- α , IL-12, IL-17, or IL-23, unlike non-biologic therapy primarily focuses on resolving clinical manifestation without targeting the underlying causes. A literature review was performed to present the effectiveness of biologic therapies as a part of psoriasis vulgaris management.

This is an open access article under the [CC BY-NC](https://creativecommons.org/licenses/by-nc/4.0/) license.



Corresponding Author:

Verika Christabela Tansuri,
Faculty of Medicine,
Pelita Harapan University,
15 Boulevard Jendral Sudirman Street, Lippo Village, 15810, Indonesia
Email: verika.christ@gmail.com

INTRODUCTION

Psoriasis is a chronic proliferative and inflammatory condition of the skin that is mediated by the immune system. (Yang et al., 2018) Clinical presentation of classic psoriasis is characterized by erythematous plaques covered by silvery scales, commonly involves the extensor, scalp, and lumbosacral. (Armstrong et al., 2020) Psoriasis is clinically classified into pustular psoriasis and non-pustular psoriasis. Pustular psoriasis is divided into generalized von Zumbusch pustular psoriasis and localized pustular psoriasis. Non-pustular psoriasis is divided into seven clinical variants, which are psoriasis vulgaris, psoriasis guttate, psoriasis pustulosa, inverse psoriasis, psoriasis erythroderma, psoriasis palmoplantar and psoriasis arthritis. (Koca, 2016) Psoriasis affects 3% of the adult population, around 50% patients have mild disease that involved less than 3% body surface area (BSA) and 78% of patients have moderate disease with less than 10% BSA involved. (Armstrong et al., 2021; Papp et al., 2021) Psoriasis Vulgaris (PV) is the most common clinical variant, where the prevalence is 85% to 90% of the total cases of psoriasis. (Yan et al., 2021)

Management options for psoriasis primarily concentrate on implementing long-term medicines that attempt to regulate its physical symptoms and decrease the extent of the body surface area (BSA) affected. (Ighani et al., 2018) Before the availability of biologic agents, the only systemic treatment options for moderate-to-severe cases of psoriasis were limited to non-biologic therapy with a low safety profile. (Brownstone et al., 2021) Advancements in comprehending the

immunopathogenesis of psoriasis have revealed that interleukin is responsible for the distinctive molecular, cellular, and structural alterations in psoriatic skin. Consequently, this discovery has paved the way for innovative biological agents that specifically target the immune system directly. (Frampton, 2019) The utilization of biological interventions to treat moderate to severe plaque psoriasis is increasing due to their effectiveness in treating the condition and acceptable safety records. (Armstrong et al., 2020)

Several studies compare the effectiveness of biologic versus non-biologic treatments. In a cross-sectional study conducted in Malaysia, biologic therapy demonstrated a more significant reduction in psoriasis patients' Dermatology Life Quality Index (DLQI) scores than non-biologic therapy. Patients with a ≥ 4 -point improvement in DLQI scores were approximately two times greater in the biologic-treated group than the non-biologic-treated group. (Robinson et al., 2023) Patients undergoing biologic therapy exhibit higher satisfaction levels with their skin condition and experience an improved quality of life (QoL) compared to those receiving non-biologic therapies. (Wu et al., 2024) Additionally, Canadian survey from July to September 2016 involving 343 participants demonstrated moderate-to-severe psoriasis for satisfaction of biologic therapy users compared with nonbiologic therapy. This study found that ustekinumab and adalimumab were associated with the highest proportions of patient satisfaction among biologic therapy. (Ighani et al., 2018) However, biologic therapy targets inflammatory mediators with great specificity and may allow immune responses to bypass the blockade. This can result in the deterioration of the disease, along with changes in its clinical and immunological features. (Griffiths et al., 2021) Therefore, this review aims to present the effectiveness of biologic therapies as a part of psoriasis vulgaris management.

RESEARCH METHOD

The purpose of this literature review is to determine the role of biologic therapies of in the treatment of psoriasis vulgaris. A total of 46 articles on 4 types of biologic therapies against psoriasis vulgaris were used in this literature review and were taken from databases such as PUBMED, Science Direct, and Google Scholar. The unpatterned search terms used included keywords such as "Biologic Agents", "Biologic Therapy", and "Psoriasis Vulgaris". This search was restricted to studies published during a specified timeframe, specifically from 2016 to 2024, to acquire the most up-to-date knowledge.

RESULT AND DISCUSSION

Pathogenesis of Psoriasis Vulgaris

Pathogenesis of PV consists of two phases: the initiation and maintenance of the pathological state phases. Innate immunity liable for psoriatic inflammation includes dendritic cells (DCs), macrophages, and neutrophils, while adaptive immunity includes B and T cells. (Franziska Grän, 2020) DCs and macrophages are antigen-presenting cells (APCs) that play a significant role in the initial phase. APCs are activated by the damage of the keratinocyte in response to microbial or mechanical injury. (Franziska Grän, 2020) Deoxyribonucleic acid (DNA) of the damaged cell will bind to the LL-37 peptides overexpressed in psoriatic skin, which will induce the plasmacytoid dendritic cells to secrete IFN- α . Myeloid dendritic cells that are activated by IFN α interacting with the naive T cells and produce TNF- α , IL-23, IL-12, and IL-6. (Armstrong et al., 2020; Rendon & Schakel, 2019) IL-23 and IL-12 induce differentiation of naive T cells to Th17 and Th1 cell subsets, respectively to produce IL-17 and IL-22 through the JAK-STAT pathway. (Tokuyama & Mabuchi, 2020) IL-17 indirectly modulates epidermal hyperplasia by activating signal transducer and activator of transcription-3 (STAT3) and promotes keratinocytes to induce IL-19 and IL-36. (Tokuyama & Mabuchi, 2020) These cytokines alter epidermal

differentiation by stimulating epidermal hyperproliferation and decreasing apoptosis.(Franziska Grän, 2020)

Comparison of Biologic Therapy with Non-Biologic Therapy

There are various treatment options for PV, including topical therapy, phototherapy, and systemic therapy which divided into non-biologic and biologic therapy. (Armstrong et al., 2020; Franziska Grän, 2020) Treatment options for psoriatic patients depend on the disease severity, comorbidities, and healthcare access.(Rendon & Schakel, 2019) Severity of PV determined by the percentage of total body surface area (BSA) affected. BSAs of < 3%, 3% to 10%, and >10% are considered mild, moderate, and severe diseases, respectively. The Psoriasis Area and Severity Index (PASI) is a more precise method for measuring the extent and severity of psoriasis. PASI consists of BSA and the intensity of redness, scaling, and plaque thickness. Final score for PASI ranges from 0 for no disease to 72 for maximum disease severity.(Menter et al., 2020) Systemic therapies are the first choice for patients with moderate to severe psoriasis.(Rendon & Schakel, 2019) Non-biologic therapy such as methotrexate, ciclosporin, acitretin, fumarates, and apremilast primarily focuses on resolving clinical manifestation without targeting the underlying causes.(Griffiths et al., 2021) Usage of non-biologic therapy requires close and frequent blood monitoring, especially methotrexate and cyclosporine because it can result in drug to drug interactions, hepatotoxicity, and nephrotoxicity.(Ighani et al., 2018) This differs from biologic therapy that binds to a specific cytokine such as TNF- α , IL-12, IL-17, or IL-23 has significantly increased in safety and efficacy.(Brownstone et al., 2021; Ighani et al., 2018) Biologic therapy demonstrated a more significant reduction in psoriasis patients' DLQI scores than non-biologic therapy. (Robinson et al., 2023)

Biologic Therapy for Psoriasis Vulgaris

TNF- α inhibitors, IL-12/23 inhibitors, IL-17 inhibitors, and IL-23 inhibitors are the four classes of biologics used to treat PV.

a. TNF- α Inhibitors

Etanercept

Etanercept is a fusion of recombinant human TNF- α receptor protein and the crystallizable fragment portion of IgG1 that binds to soluble and membrane-bound TNF- α and TNF- β . (Brownstone et al., 2021; Rendon & Schakel, 2019) Etanercept is a cytokine that functions by binding to TNF receptor 1 (TNFR1) or TNF receptor 2 (TNFR2), thereby activating key inflammatory pathways such as Nuclear Factor Kappa B (NF κ B) and Mitogen-activated protein kinase (MAPK).(Pan & Gerriets, 2023) Recommended dosage is 50 mg subcutaneously (SC) twice weekly for the first 12 weeks, followed by 50 mg once weekly.(Brownstone et al., 2021) In the end of the twelfth weeks, 49% patients who received etanercept administration twice a week achieved PASI 75. (Armstrong et al., 2020; Brownstone et al., 2021) Injection site reactions are the frequent side effects.(Xie et al., 2017) Risk of infection will be increased if etanercept is combined with immunosuppressive medications. Absolute contraindications for all TNF- α inhibitors treatment are patients with active tuberculosis infection or severe infection and congestive heart failure with New York Heart Association (NYHA) class III/ IV.(Nast et al., 2020)

Adalimumab

Adalimumab is a monoclonal IgG1 antibody of human origin that effectively blocks the interaction between cytokine with p55 and p57 cell-surface TNF receptors with a high level of affinity and specificity.(Brownstone et al., 2021; Ellis & Azmat., 2023) Recommended dose for adults consists of initial administration of 80 mg SC at week 0, followed by a dose of 40 mg at week 1. Subsequently, a maintenance dose of 40 mg is administered SC every 2 weeks.(Brownstone et al., 2021) Efficacy of adalimumab in patients at week 16, who achieved PASI 75 was 71% compared to 7% of patients that received a placebo. (Menter et al., 2019) Prospective observational study of 24 weeks in patients with difficult-to-treat PV found that PASI 75 response rates for adalimumab at

week 16 were 88%.(Lanna et al., 2020) Most common reported adverse events (AEs) were nasopharyngitis and headache, affecting over 20% of patients, while injection site reactions were observed in 14%.(Nast et al., 2020; Zangrilli et al., 2020) Combination of adalimumab and immunosuppressive drugs can increase the risk of infection, while combining adalimumab and methotrexate may decrease the likelihood of anti-drug antibody formation. (Nast et al., 2020)

Infliximab

Infliximab is a human chimeric monoclonal IgG1 antibody comprising a mouse variable region and human IgG1-alpha constant region. Infliximab neutralizes the effects of TNF- α by binding to soluble and transmembrane TNF- α molecules.(Brownstone et al., 2021; Menter et al., 2019) Administration of infliximab for PV is 5 mg/kg intravenously (IV) at weeks 0, 2, and 6 followed by subsequent doses every 8 weeks.(Armstrong et al., 2020) The rates of achieving PASI 75 with infliximab for moderate-to-severe PV at week 10 were 75.5% and 70.3% for the 5 mg/kg and 3 mg/kg doses, respectively.(Menter et al., 2019) Efficacy of infliximab decreased over time, with rates of 83.8% at one year, 66.4% at two years, 55.4% at three years, and 38.2% at five years. (Marinas et al., 2018) The most common adverse are mild or moderate, including flushing, pruritus, fever or chills, headache, and urticaria. Approximately 1% of patients experienced severe infusion reactions such as anaphylactic reactions, convulsions, erythematous rash, and delayed-type hypersensitivity reactions resembling serum-sickness manifesting as myalgia, arthralgia, and exanthema occur between one and 14 days after infusion.(Nast et al., 2020; Subedi et al., 2019; Wang et al., 2016)

Certolizumab

Certolizumab pegol (CZP) is a unique humanized antigen-binding fragment of a monoclonal antibody conjugated to a polyethylene glycol (PEG) that inhibits TNF- α in a dose-dependent manner with the absence of Fc fragment.(Brownstone et al., 2021) Certolizumab is minimal transfer across the placenta and has a low relative infant dose during breastfeeding. Therefore, the usage of certolizumab has been approved for pregnancy and breastfeeding.(Lee & Scott, 2020; Rendon & Schakel, 2019) Recommended dosage for patients with > 90 kg is 400 mg SC administered every two weeks, while patient with < 90 kg is 400 mg SC at weeks 0, 2 and 4, then followed by a dose of 200 mg every two weeks.(Brownstone et al., 2021) Efficacy of CZP evaluated in patient who achieved PASI 75 at week 12 was 61.3% and 66.7% for patients receiving CZP 200 mg and CZP 400 mg every two weeks, respectively, compared to 5% for patients receiving placebo.(Esposito et al., 2020) PASI 75 was achieved by 81.6% of patients at week 16, therefore CZP is more effective than other TNF- α inhibitors.(Brownstone et al., 2021) Most common adverse drug reactions were mild to moderate, consisting of nasopharyngitis, upper respiratory tract infections, and headache. Furthermore, there is no opportunistic infections reported. (Esposito et al., 2020; Nast et al., 2020)

b. IL-12/23 Inhibitors

Ustekinumab

Ustekinumab is a human monoclonal antibody that binds to the p40 subunit of IL-12 and IL-23 with high specificity and affinity and, as a result, thereby suppresses IL-12 and IL-23. Ustekinumab has been approved by Food and Drug Administration (FDA) for moderate-to-severe PV in adults and adolescents 12 to 17 years.(Brownstone et al., 2021; Menter et al., 2019) The ustekinumab dosage depends on the patient's age and weight. Adults with a body weight < 100 kg, the recommended loading dose is 45 mg SC initially and 4 weeks after that, followed by a maintenance dose of 45 mg every 12 weeks. While for an adult patient that has a weight exceeding 100 kg, it is recommended to administer a loading dose of 90 mg SC during weeks 0 and 4, followed by a maintenance dose of 90 mg SC every 12 weeks. For adolescents aged 12 to 17 weighing < 60 kg, the dose is 0.75 mg/kg, while for weight 60 to 100 kg, the dose is 45 mg, and for those weighing > 100 kg, the dose is 90 mg. The weight-based dosing regimen is used only for

patients weighing less than 60 kg, while the dosing frequency is unchanged between adults and adolescents. (Armstrong et al., 2020; Menter et al., 2019) Effectiveness of ustekinumab in 320 moderate-to-severe PV patients treated with 45 mg and 90 mg, who achieved PASI 75 rate at week 12 was 66 and 67%, respectively, compared with only 3% in the placebo. (Cingoz, 2009) Ustekinumab exhibits a strong safety profile, and there is also no evidence for an increased risk of tuberculosis. (Brownstone et al., 2021; Ghosh et al., 2019)

c. IL-17 Inhibitors

Secukinumab

Secukinumab is a human IgG1 monoclonal antibody which selectively binds and inhibits IL-17A, has been approved by FDA for treating adult PV. The dosage is 300 mg SC at weeks 0, 1, 2, 3, and 4 for the initial dose, followed by 300 mg SC every 4 weeks for the maintenance dose. (Brownstone et al., 2021; Menter et al., 2019) Greater significant efficacy of secukinumab was found with a dose of 300 mg. Patients who met the criterion for PASI 75 at week 12 was 81.6%, 71.6%, and 4.5% in the 300 mg, 150 mg, and placebo groups, respectively. (Langley et al., 2014) Among all the IL-17 inhibitors, secukinumab has the most extensive safety record in real-world applications. More specifically, secukinumab carries no increased risks for end-organ toxicities, serious infection, multiple sclerosis, reactivation of latent tuberculosis or hepatitis B, leukemia/lymphoma, and nonmelanoma skin cancer. (Blauvelt, 2016) Patients using secukinumab were found to have nasopharyngitis, headache, diarrhea, and upper respiratory tract infection over the first 12 weeks. (Gottlieb et al., 2022) Serious AEs are infrequent, despite a slight rise in superficial fungal and yeast infections. (Blauvelt, 2016) Therefore, early treatment of candida infections, either with topical or systemic treatment is recommended. Relative contraindications are patients with a history of inflammatory bowel disease. (Nast et al., 2020)

Brodalumab

Brodalumab is a human monoclonal antibody that binds to IL-17 receptor and blocks the biologic activities of IL-17A, IL-17F, IL-17A/F, and IL-17E. Brodalumab has a very high efficacy and rapid onset of action, indicated for adults who have failed or lost response to biologic therapies. (Brownstone et al., 2021; Menter et al., 2019) Loading dose of brodalumab is 210 mg SC at weeks 0, 1 and 2, then followed by a maintenance dose of 210 mg SC every 2 weeks. Six hundred and sixty-one patients with severe-to-moderate PV plaque treated with brodalumab 210 mg, brodalumab 140 mg, or placebo every 2 weeks showed a significant improvement, where the endpoint PASI 75 was achieved by 83%, 60%, and 3% respectively by the end of 12th weeks. Administration of brodalumab 210 mg has very high efficacy and rapid onset of action in treating PV, which observed in 43% patient who achieved PASI 100 within a 12-week. Improvement of skin clearance demonstrates a continuous enhancement that extends beyond 12 weeks and remains sustained throughout one year of therapeutic intervention. (Papp et al., 2016) Most common AEs include nasopharyngitis, upper respiratory tract infection, headache, and arthralgia. (Papp et al., 2016) Incidence rates for the risk of fungal or yeast infections and inflammatory bowel disease with an incidence rate of 4 % and less than 1:1000, respectively. Early treatment of candida infections, either with topical or systemic treatment is recommended. Patients with a history of inflammatory bowel disease are included as relative contraindications. (Iznardo & Puig, 2020; Nast et al., 2020)

Ixekizumab

Ixekizumab is a humanized IgG4 monoclonal antibody that selectively binds to IL-17A with a high affinity, and thus it neutralizes IL-17A by inhibiting the binding of IL-17A receptors to its ligand. (Craig & Warren, 2020) Ixekizumab is the only IL-17 therapy that FDA has approved for the treatment of plaque PV in children under 6 years old. The recommended dosage of Ixekizumab as a loading dose is 160 mg SC at week 0 and subsequent doses of 80 mg at weeks 2, 4, 6, 8, 10, and 12 followed by a maintenance dose of 80 mg administered every 4 weeks. Some patients may require 80 mg dose every 2 weeks to maintain response to treatment. (Brownstone et al., 2021)

Ixekizumab 80 mg every 2 weeks was found to be superior to placebo. This was revealed in two active-treatment groups: one received a starting dose of 160 mg of ixekizumab followed by 80 mg every 2 weeks, and the other received 80 mg every 4 weeks, compared to placebo. The 2-week dosing group showed higher efficacy than the 4-week dosing group at the end of week 12. It was observed that 89.1% of the patients in the 2-week dosing group achieved a PASI 75 response, 70.9% achieved a PASI 90 response, and 35.3% achieved a PASI 100 response. (Gordon et al., 2016) Ixekizumab has a high degree of tolerability and is associated with a low incidence of AEs. The most common AEs reported include nasopharyngitis, upper respiratory tract infection, injection-site reaction, erythema, and headache. The incidence of candidiasis was significantly higher in the 2-week dosing group compared to the placebo group and in the 4-week dosing group. Thus, early treatment of candida infections, topical or systemic, is recommended. Prescribing ixekizumab to patients with inflammatory bowel disease must be cautious because an onset or exacerbation of inflammatory bowel disease has been reported. (Gordon et al., 2016; Nast et al., 2020)

Bimekizumab

Bimekizumab is a novel IgG monoclonal antibody that selectively inhibits downstream signaling of IL-17A and IL-17F. (Armstrong et al., 2022) Bimekizumab demonstrated superior levels of effectiveness compared to placebo, adalimumab, and secukinumab in managing moderate to severe PV. Bimekizumab and its dosage haven't been approved by FDA, nevertheless in Japan, it had been approved and has been granted recently for the therapeutic management of PV, generalized pustular psoriasis, and psoriatic erythroderma in patients who exhibit inadequate response to currently available treatment options. (Brownstone et al., 2021) Bimekizumab at 320 mg SC every 4 weeks for 52 weeks showed an efficacy in achieving PASI 90 for 86% using bimekizumab and 6% placebo-treated patients by week 16. (Asahina et al., 2023) Bimekizumab 320 mg SC had the highest probability of achieving PASI 75, PASI 90 and PASI 100, with response probabilities of 92.3%, 84.0% and 57.8%, respectively within 10-16 weeks of the first injection. (Armstrong et al., 2022) Regarding safety, bimekizumab was well tolerated throughout the evaluated doses, with the highest dose being \leq 640 mg. Treatment-emergent adverse events (TEAEs) were reported in 88% of patients who received bimekizumab and were mainly mild in severity. The two most common were upper respiratory tract infections and nasopharyngitis. (Oliver et al., 2022)

d. IL-23 Inhibitors

Guselkumab

Guselkumab is a fully human IgG1 λ monoclonal antibody that inhibits IL-23 by targeting the p19 subunit of interleukin 23. (Ruggiero et al., 2022) FDA has approved the use of guselkumab in the treatment of moderate-to-severe PV and psoriatic arthritis. The recommended initial administration dose is 100 mg SC at week 0 and week 4, followed by a subsequent maintenance dose of 100 mg SC every 8 weeks. (Brownstone et al., 2021) Safety and effectiveness have shown a superiority in guselkumab compared to placebo, which in week 16, the proportions of patients achieving PASI 75 was 91.2% for guselkumab compared to placebo 5.7%. Guselkumab has an excellent long-term efficacy that was evaluated in week 252, PASI 90 was maintained on 84.1% of patients in VOYAGE 1 and 82% of those in VOYAGE 2. (Reich et al., 2021) Guselkumab is a viable alternative treatment in patients who are unresponsive to other biologic drugs, such as anti-TNF- α and anti-IL-17, with a good safety profile. The most common treatment-related AEs were viral upper respiratory tract infection in 2.6% of cases, diarrhea with 1.3% cases, and pruritus in 1.3% cases. (Ruggiero et al., 2022) The absolute contraindication is patients with a history of tuberculosis because of insufficient scientific evidence related to an elevated risk of tuberculosis. (Nast et al., 2020)

Tildrakizumab

Tildrakizumab is a fully humanized IgG1-κ antibody specifically targeting and binding to the p19 subunit of IL-23 with high affinity.(Ruggiero et al., 2022) Tildrakizumab was approved by the FDA for treating PV patients in March 2018.(Bai et al., 2019) Tildrakizumab is the only biologic agent requiring an injection from a healthcare provider. The recommended dose is 100 mg SC at weeks 0 and 4 for the loading dose, followed by 100 mg every 12 weeks as the maintenance. Tildrakizumab has superiority than placebo and etanercept. Different studies show a significant improvement results at weeks 24-28 in terms of PASI 90, which was achieved by 50-91%, and PASI 100, which achieved by 33.3-87%.(Ruggiero et al., 2022) Tildrakizumab has a very safe biologic profile, and the most frequently reported AEs was mild.(Frampton, 2019)

Risankizumab

Risankizumab is a humanized IgG1 monoclonal antibody recently approved for treating adults with moderate-to-severe PV. Risankizumab targets and inhibits IL-23 by binding to the p19 subunit selectively.(Ruggiero et al., 2022) Risankizumab is administered at 150 mg SC using two 75 mg syringes at week 0 and week 4, followed by a maintenance dose of 150 mg every 12 weeks.(Brownstone et al., 2021) Risankizumab has a very high efficacy compared to adalimumab, ustekinumab, and secukinumab. Significant efficacy of risankizumab showed in patients who achieved PASI 90 at weeks 16 and 52, which is 70.3-82.2% and 77.6-85.5%, respectively.(Strober et al., 2020) The most common adverse reactions were upper respiratory infection, headache, fatigue, injection site reactions, and tinea infections. There is no serious AEs were reported from long-term studies at 52 weeks.(Nast et al., 2020; Ruggiero et al., 2022)

Mirikizumab

Mirikizumab is a humanized IgG4 monoclonal antibody which binds to the p19-subunit of IL-23.(Petit et al., 2021) Mirikizumab has not yet been approved by the FDA for treating PV. Five hundred and thirty adult patients with moderate-to-severe PV go through a 52 weeks treatment with mirikizumab, consisting of a 16-week induction period and a 36-week maintenance period. Patients receive mirikizumab 250 mg SC every 4 weeks from weeks 0 to 16, followed by mirikizumab 250 mg every 8 week or mirikizumab 125 mg every 8 weeks. In the 16th week of the study, a significant result was shown by 64.3 % patients achieved PASI 90 compared to a rate of 6.5% who received a placebo. A significant improvement in response to mirikizumab was observed earlier in the 8th week. Significantly by 52nd week, patients treated with mirikizumab by a dose of 250 mg/250 mg and 250 mg/125 mg showed a maintaining treatment to PASI 90 compared to placebo with a rate of 85%, 86%, and 19%, respectively. Serious AEs were observed in 1.2% of cases, while the maintenance period was 1- 3%. Most common AEs were nasopharyngitis, upper respiratory tract, headache, and injection-site pain. (Blauvelt et al., 2022; Brownstone et al., 2021)

Table 1. Biologic treatment of PV

Biologic Agents	Dose Recommended for PV	Effectiveness	Notes
TNF- Alpha Inhibitors			
Etanercept	Loading dose: 50 mg SC twice weekly for the first 12 weeks. Maintenance dose: 50 mg once weekly.	PASI 75 at week 12 was achieved by 49%	-
Adalimumab	Loading dose: 80 mg SC at week 0, 40 mg at week 1. Maintenance dose: 40 mg every 2 weeks.	PASI 75 at week 16 was achieved by 88%	-
Infliximab	Loading dose: 5 mg/kg IV at weeks 0, 2, and 6. Maintenance dose: 5 mg/kg every 8 weeks.	PASI 75 at week 10 patients treated with 5 mg/kg and 3 mg/kg doses were achieved by 75.5% and 70.3%	Efficacy decreased over time.

Biologic Agents	Dose Recommended for PV	Effectiveness	Notes
Certolizumab (CZP)	<p>Loading dose: 400 mg SC at weeks 0, 2 and 4.</p> <p>Maintenance dose: > 90 kg is 400 mg every two weeks. < 90 kg is 200 mg every two weeks.</p>	PASI 75 at week 16 was achieved by 81.6%	Approve for pregnancy and breastfeeding.
IL-12/23 Inhibitors			
Ustekinumab	<p>Loading dose: < 60 kg is 0.75 mg/kg. < 100 kg is 45 mg SC initially. > 100 kg is 90 mg SC at weeks 0 and 4.</p> <p>Maintenance dose: < 100 kg is 45 mg every 12 weeks. > 100 kg is 90 mg every 12 weeks.</p>	PASI 75 at week 12 in patients treated with 45 mg and 90 mg was achieved by 66 % and 67%	Approved for adolescents 12 - 17 years old
IL-17 Inhibitors			
Secukinumab	<p>Loading dose: 300 mg SC at weeks 0, 1, 2, 3, and 4.</p> <p>Maintenance dose: 300 mg SC every 4 weeks.</p>	PASI 75 at week 12 patients treated with 300 mg and 150 mg were achieved by 81.6% and 71.6%.	Most extensive safety record in reactivation of latent tuberculosis. High efficacy with rapid onset.
Brodalumab	<p>Loading dose: 210 mg SC at weeks 0, 1 and 2.</p> <p>Maintenance dose: 210 mg every 2 weeks.</p>	PASI 75 at week 12 was achieved by 83% and 60% for dosages of 210 mg and 140 mg.	Approved for children below 6 years old.
Ixekizumab	<p>Loading dose: 160 mg SC at week 0 and 80 mg at weeks 2, 4, 6, 8, 10, and 12.</p> <p>Maintenance dose: 80 mg every 2 or 4 weeks.</p>	PASI 75 at week 12 was achieved by 89.1% in the group of patients who received a maintenance dose every 2 weeks.	It hasn't been approved by FDA but had been approved in Japan.
Bimekizumab	<p>Dosage used in trials. Loading dose: 320 mg SC every 4 weeks. Maintenance dose: 320 mg SC every 4 weeks.</p>	PASI 75, PASI 90, and PASI 100 within 10-16 weeks achieved by 92.3%, 84.0%, and 57.8%.	
IL-23 Inhibitors			
Guselkumab	<p>Loading dose: 100 mg SC at week 0 and week 4.</p> <p>Maintenance dose: 100 mg every 8 weeks.</p>	PASI 75 at week 16 achieved by 91.2%.	Good for long-term efficacy.
Risankizumab	<p>Loading dose: 100 mg SC at weeks 0 and 4</p> <p>Maintenance dose: 100 mg every 12 weeks</p>	PASI 90 at weeks 24-28 achieved by 50-91% and PASI 100 achieved by 33.3-87%.	Injection performs by the healthcare.
Tildrakizumab	<p>Loading dose: 150 mg SC using two 75 mg syringes at week 0 and week 4.</p> <p>Maintenance dose: 150 mg every 12 weeks.</p>	PASI 90 at weeks 16 and 52 is achieved by 70.3-82.2% and 77.6-85.5%.	-
Mirikizumab	<p>Dosage used in trials. Loading dose: 250 mg SC every 4 weeks until week 16. Maintenance dose: 250 mg or 125 mg every 8 week.</p>	PASI 90 at week 52 in the group of 250 mg/250 mg and 250 mg/125 mg is 85% and 86%.	It hasn't been approved by FDA.

CONCLUSION

After reviewing all the available options, it has become clear that each biologic agent has their advantages and disadvantages. The only biological agent that is safe for pregnant women and breastfeeding is certolizumab. Treatment options for adolescents 12 to 17 years is ustekinumab,

while for children under 6 years old is ixekizumab. The usage of TNF- α , such as etanercept, infliximab, adalimumab, and certolizumab is contraindicated for patients with active tuberculosis infection or severe infection and congestive heart failure with NYHA class III/ IV. IL-17 inhibitors such as secukinumab, ixekizumab, and brodalumab have a high risk of developing fungal or yeast infections. Secukinumab has the most extensive safety record in the reactivation of latent tuberculosis. Until now, mirikizumab and bimekizumab are being scrutinized for further research. Overall the most effective biologic agent for PV is ixekizumab, where a total of 89.1% of patients in the group receiving 2-weeks dosing group achieved a PASI 75 response at the end of week 12. The authors hope this review can provide scientific knowledge and help enhance psoriasis patient treatment and satisfaction. Clinical trial studies for several biologic agents in patients with psoriasis are ongoing. Authors believed that more and more new biological agents would be discovered. Therefore, the author's advice is not to dismiss any biologic therapies that are now accessible. Suggestions for future studies could carry out meta-analyses that integrate the findings of the newest update and safety profile of biologic agents, including biological agents that the FDA has not approved.

References

- Armstrong, April, & Charlotte. (2020). Pathophysiology, Clinical Presentation, and Treatment of Psoriasis. *Jama*, 323(19). <https://doi.org/10.1001/jama.2020.4006>
- Armstrong, Fahrback, K., Leonardi, C., Augustin, M., Neupane, B., & Kazmierska, P. (2022). Efficacy of Bimekizumab and Other Biologics in Moderate to Severe Plaque Psoriasis: A Systematic Literature Review and a Network Meta-Analysis. *Dermatol Ther (Heidelb)*, 12(8), 1777-1792. <https://doi.org/10.1007/s13555-022-00760-8>
- Armstrong, Mehta, M. D., Schupp, C. W., Gondo, G. C., Bell, S. J., & Griffiths, C. E. M. (2021). Psoriasis Prevalence in Adults in the United States. *JAMA Dermatol*, 157(8), 940-946. <https://doi.org/10.1001/jamadermatol.2021.2007>
- Asahina, A., Okubo, Y., Morita, A., Tada, Y., Igarashi, A., Langley, R. G., Deherder, D., Matano, M., Vanvoorden, V., Wang, M., Ohtsuki, M., & Nakagawa, H. (2023). Bimekizumab Efficacy and Safety in Japanese Patients with Plaque Psoriasis in BE VIVID: A Phase 3, Ustekinumab and Placebo-Controlled Study. *Dermatol Ther (Heidelb)*, 13(3), 751-768. <https://doi.org/10.1007/s13555-022-00883-y>
- Bai, F., Li, G. G., Liu, Q., Niu, X., Li, R., & Ma, H. (2019). Short-Term Efficacy and Safety of IL-17, IL-12/23, and IL-23 Inhibitors Brodalumab, Secukinumab, Ixekizumab, Ustekinumab, Guselkumab, Tildrakizumab, and Risankizumab for the Treatment of Moderate to Severe Plaque Psoriasis: A Systematic Review and Network Meta-Analysis of Randomized Controlled Trials. *J Immunol Res*, 2019, 2546161. <https://doi.org/10.1155/2019/2546161>
- Blauvelt, A. (2016). Safety of secukinumab in the treatment of psoriasis. *Expert Opin Drug Saf*, 15(10), 1413-1420. <https://doi.org/10.1080/14740338.2016.1221923>
- Blauvelt, A., Kimball, A. B., Augustin, M., Okubo, Y., Witte, M. M., Capriles, C. R., Sontag, A., Arora, V., Osuntokun, O., & Strober, B. (2022). Efficacy and safety of mirikizumab in psoriasis: results from a 52-week, double-blind, placebo-controlled, randomized withdrawal, phase III trial (OASIS-1). *Br J Dermatol*, 187(6), 866-877. <https://doi.org/10.1111/bjd.21743>
- Brownstone, N. D., Hong, J., Mosca, M., Hadel, E., Liao, W., Bhutani, T., & Koo, J. (2021). Biologic Treatments of Psoriasis: An Update for the Clinician. *Biologics*, 15, 39-51. <https://doi.org/10.2147/BTT.S252578>
- Cingoz, O. (2009). Mini-Review Ustekinumab. *mAbs Journal*.
- Craig, S., & Warren, R. B. (2020). Ixekizumab for the treatment of psoriasis: up-to-date. *Expert Opin Biol Ther*, 20(6), 549-557. <https://doi.org/10.1080/14712598.2020.1729736>
- Ellis, & Azmat. (2023). Adalimumab. In *StatPearls*. <https://www.ncbi.nlm.nih.gov/pubmed/32491812>
- Esposito, M., Carubbi, F., Giunta, A., Alunno, A., Giacomelli, R., & Fargnoli, M. C. (2020). Certolizumab pegol for the treatment of psoriatic arthritis and plaque psoriasis. *Expert Rev Clin Immunol*, 16(2), 119-128. <https://doi.org/10.1080/1744666X.2020.1713754>
- Frampton, J. E. (2019). Tildrakizumab: A Review in Moderate-to-Severe Plaque Psoriasis. *Am J Clin Dermatol*, 20(2), 295-306. <https://doi.org/10.1007/s40257-019-00435-9>

- Franziska Grän, A. K., Edgar Serfling, Matthias Goebeler, Khalid Muhammad. (2020). Current Developments in the Immunology of Psoriasis. *Yale Journal of Biology and Medicine*, 93.
- Ghosh, S., Gensler, L. S., Yang, Z., Gasink, C., Chakravarty, S. D., Farahi, K., Ramachandran, P., Ott, E., & Strober, B. E. (2019). Ustekinumab Safety in Psoriasis, Psoriatic Arthritis, and Crohn's Disease: An Integrated Analysis of Phase II/III Clinical Development Programs. *Drug Saf*, 42(6), 751-768. <https://doi.org/10.1007/s40264-019-00797-3>
- Gordon, K. B., Blauvelt, A., Papp, K. A., Langley, R. G., Luger, T., Ohtsuki, M., Reich, K., Amato, D., Ball, S. G., Braun, D. K., Cameron, G. S., Erickson, J., Konrad, R. J., Muram, T. M., Nickoloff, B. J., Osuntokun, O. O., Secrest, R. J., Zhao, F., Mallbris, L., . . . Group, U.-S. (2016). Phase 3 Trials of Ixekizumab in Moderate-to-Severe Plaque Psoriasis. *N Engl J Med*, 375(4), 345-356. <https://doi.org/10.1056/NEJMoa1512711>
- Gottlieb, A. B., Deodhar, A., McInnes, I. B., Baraliakos, X., Reich, K., Schreiber, S., Bao, W., Marfo, K., Richards, H. B., Pricop, L., Shete, A., Trivedi, V., Keefe, D., Papavassilis, C. C., Jagiello, P., Papanastasiou, P., Mease, P. J., & Lebwohl, M. (2022). Long-term Safety of Secukinumab Over Five Years in Patients with Moderate-to-severe Plaque Psoriasis, Psoriatic Arthritis and Ankylosing Spondylitis: Update on Integrated Pooled Clinical Trial and Post-marketing Surveillance Data. *Acta Derm Venereol*, 102, adv00698. <https://doi.org/10.2340/actadv.v102.563>
- Griffiths, C. E., Armstrong, A. W., Gudjonsson, J. E., & Barker. (2021). Psoriasis. *Lancet*, 397(10281), 1301-1315. [https://doi.org/10.1016/S0140-6736\(20\)32549-6](https://doi.org/10.1016/S0140-6736(20)32549-6)
- Ighani, A., Yu, A. M., Sandhu, V. K., Benjamin Barankin, & Manolson, M. F. (2018). Satisfaction and Awareness of Systemic Psoriasis Treatments: A National Survey Comparing Biologic and Nonbiologic Users. *Journal of Cutaneous Medicine and Surgery*, 1-9.
- Iznardo, H., & Puig, L. (2020). The safety of brodalumab for the treatment of psoriasis. *Expert Opin Drug Saf*, 19(4), 365-372. <https://doi.org/10.1080/14740338.2020.1730326>
- Koca, T. T. (2016). A short summary of clinical types of psoriasis. *Northern Clinics of Istanbul*. <https://doi.org/10.14744/nci.2016.16023>
- Langley, R. G., Elewski, B. E., Lebwohl, M., Reich, K., Griffiths, C. E., Papp, K., Puig, L., Nakagawa, H., Spelman, L., Sigurgeirsson, B., Rivas, E., Tsai, T. F., Wasel, N., Tyring, S., Salko, T., Hampele, I., Notter, M., Karpov, A., Helou, S., . . . Group, F. S. (2014). Secukinumab in plaque psoriasis--results of two phase 3 trials. *N Engl J Med*, 371(4), 326-338. <https://doi.org/10.1056/NEJMoa1314258>
- Lanna, Zangrilli, Bavetta, Campione, & Bianchi. (2020). Efficacy and safety of adalimumab in difficult-to-treat psoriasis. *Dermatol Ther*, 33(3), e13374. <https://doi.org/10.1111/dth.13374>
- Lee, A., & Scott, L. J. (2020). Certolizumab Pegol: A Review in Moderate to Severe Plaque Psoriasis. *BioDrugs*, 34(2), 235-244. <https://doi.org/10.1007/s40259-020-00416-z>
- Marinas, J. E., Kim, W. B., Shahbaz, A., Qiang, J. K., Greaves, S., & Yeung, J. (2018). Survival rates of biological therapies for psoriasis treatment in real-world clinical practice: A Canadian multicentre retrospective study. *Australas J Dermatol*, 59(1), e11-e14. <https://doi.org/10.1111/ajd.12548>
- Menter, A., Gelfand, J. M., Connor, C., Armstrong, A. W., Cordero, K. M., Davis, D. M. R., Elewski, B. E., Gordon, K. B., Gottlieb, A. B., Kaplan, D. H., Kavanaugh, A., Kiselica, M., Kivelevitch, D., Korman, N. J., Kroshinsky, D., Lebwohl, M., Leonardi, C. L., Lichten, J., Lim, H. W., . . . Elmetts, C. A. (2020). Joint American Academy of Dermatology-National Psoriasis Foundation guidelines of care for the management of psoriasis with systemic nonbiologic therapies. *J Am Acad Dermatol*, 82(6), 1445-1486. <https://doi.org/10.1016/j.jaad.2020.02.044>
- Menter, A., Strober, B. E., Kaplan, D. H., Kivelevitch, D., Prater, E. F., Stoff, B., Armstrong, A. W., Connor, C., Cordero, K. M., Davis, D. M. R., Elewski, B. E., Gelfand, J. M., Gordon, K. B., Gottlieb, A. B., Kavanaugh, A., Kiselica, M., Korman, N. J., Kroshinsky, D., Lebwohl, M., . . . Elmetts, C. A. (2019). Joint AAD-NPF guidelines of care for the management and treatment of psoriasis with biologics. *J Am Acad Dermatol*, 80(4), 1029-1072. <https://doi.org/10.1016/j.jaad.2018.11.057>
- Nast, A., Smith, C., Spuls, P. I., Avila Valle, G., Bata-Csorgo, Z., Boonen, H., De Jong, E., Garcia-Doval, I., Gisondi, P., Kaur-Knudsen, D., Mahil, S., Malkonen, T., Maul, J. T., Mburu, S., Mrowietz, U., Reich, K., Remenyik, E., Ronholt, K. M., Sator, P. G., . . . Dressler, C. (2020). EuroGuiDerm Guideline on the systemic treatment of Psoriasis vulgaris - Part 1: treatment and monitoring recommendations. *J Eur Acad Dermatol Venereol*, 34(11), 2461-2498. <https://doi.org/10.1111/jdv.16915>
- Oliver, R., Krueger, J. G., Glatt, S., Vajjah, P., Mistry, C., Page, M., Edwards, H., Garcet, S., Li, X., Dizier, B., Maroof, A., Watling, M., El Baghdady, A., Baeten, D., Ionescu, L., & Shaw, S. (2022). Bimekizumab for the treatment of moderate-to-severe plaque psoriasis: efficacy, safety, pharmacokinetics,

- pharmacodynamics and transcriptomics from a phase IIa, randomized, double-blind multicentre study. *Br J Dermatol*, 186(4), 652-663. <https://doi.org/10.1111/bjd.20827>
- Pan, A., & Gerriets, V. (2023). Etanercept. In *StatPearls*. <https://www.ncbi.nlm.nih.gov/pubmed/31424836>
- Papp, K. A., Gniadecki, R., Beecker, J., Dutz, J., Gooderham, M. J., Hong, C. H., Kirchhof, M. G., Lynde, C. W., Maari, C., Poulin, Y., & Vender, R. B. (2021). Psoriasis Prevalence and Severity by Expert Elicitation. *Dermatol Ther (Heidelb)*, 11(3), 1053-1064. <https://doi.org/10.1007/s13555-021-00518-8>
- Papp, K. A., Reich, K., Paul, C., Blauvelt, A., Baran, W., Bolduc, C., Toth, D., Langley, R. G., Cather, J., Gottlieb, A. B., Thaci, D., Krueger, J. G., Russell, C. B., Milmont, C. E., Li, J., Klekotka, P. A., Kricorian, G., & Nirula, A. (2016). A prospective phase III, randomized, double-blind, placebo-controlled study of brodalumab in patients with moderate-to-severe plaque psoriasis. *Br J Dermatol*, 175(2), 273-286. <https://doi.org/10.1111/bjd.14493>
- Petit, R. G., Cano, A., Ortiz, A., Espina, M., Prat, J., Munoz, M., Severino, P., Souto, E. B., Garcia, M. L., Pujol, M., & Sanchez-Lopez, E. (2021). Psoriasis: From Pathogenesis to Pharmacological and Nano-Technological-Based Therapeutics. *Int J Mol Sci*, 22(9). <https://doi.org/10.3390/ijms22094983>
- Reich, K., Gordon, K. B., Strober, B. E., Armstrong, A. W., Miller, M., Shen, Y. K., You, Y., Han, C., Yang, Y. W., Foley, P., & Griffiths, C. E. M. (2021). Five-year maintenance of clinical response and health-related quality of life improvements in patients with moderate-to-severe psoriasis treated with guselkumab: results from VOYAGE 1 and VOYAGE 2. *Br J Dermatol*, 185(6), 1146-1159. <https://doi.org/10.1111/bjd.20568>
- Rendon, A., & Schakel, K. (2019). Psoriasis Pathogenesis and Treatment. *Int J Mol Sci*, 20(6). <https://doi.org/10.3390/ijms20061475>
- Robinson, S., Moon, T. M., Eng, T. K., Yuen, T. T., Jong, T. J., Selvarajah, L., Chiang, T. W., Chiat, T. Y., Tiong, J., Chinthapata, H., Eng, S. K., & Thevarajah, S. (2023). Dermatology Life Quality Index in Patients with Psoriasis Treated with Biologic Versus Non-biologic Treatment in Malaysia: A Retrospective Cross-Sectional Study. *Drugs Real World Outcomes*, 10(2), 291-298. <https://doi.org/10.1007/s40801-023-00359-1>
- Ruggiero, Picone, Martora, Fabbrocini, & Megna. (2022). Guselkumab, Risankizumab, and Tildrakizumab in the Management of Psoriasis: A Review of the Real-World Evidence. *Clin Cosmet Investig Dermatol*, 15, 1649-1658. <https://doi.org/10.2147/CCID.S364640>
- Strober, B., Menter, A., Leonardi, C., Gordon, K., Lambert, J., Puig, L., Photowala, H., Longcore, M., Zhan, T., & Foley, P. (2020). Efficacy of risankizumab in patients with moderate-to-severe plaque psoriasis by baseline demographics, disease characteristics and prior biologic therapy: an integrated analysis of the phase III UltIMMa-1 and UltIMMa-2 studies. *J Eur Acad Dermatol Venereol*, 34(12), 2830-2838. <https://doi.org/10.1111/jdv.16521>
- Subedi, S., Gong, Y., Chen, Y., & Shi, Y. (2019). Infliximab and biosimilar infliximab in psoriasis: efficacy, loss of efficacy, and adverse events. *Drug Des Devel Ther*, 13, 2491-2502. <https://doi.org/10.2147/DDDT.S200147>
- Tokuyama, M., & Mabuchi, T. (2020). New Treatment Addressing the Pathogenesis of Psoriasis. *Int J Mol Sci*, 21(20). <https://doi.org/10.3390/ijms21207488>
- Wang, J., Zhan, Q., & Zhang, L. (2016). A systematic review on the efficacy and safety of Infliximab in patients with psoriasis. *Hum Vaccin Immunother*, 12(2), 431-437. <https://doi.org/10.1080/21645515.2015.1081322>
- Wu, C.-L., Chang, Y.-C., Yao, W.-T., & Chiang, T.-I. (2024). Exploring the Effectiveness of Biological Therapy in Patients with Psoriasis: Body Image and Quality of Life. *Medicina*, 60(1). <https://doi.org/10.3390/medicina60010160>
- Xie, F., Wang, R., Zhao, Z. G., Meng, X. F., Lin, B. W., Yang, J., Wang, W. J., Ding, X. Y., Yang, Y., Zhao, H., Li, C. X., Li, H. J., & Zhou, Y. (2017). Safety and efficacy of etanercept monotherapy for moderate-to-severe plaque psoriasis: A prospective 12-week follow-up study. *J Huazhong Univ Sci Technol Med Sci*, 37(6), 943-947. <https://doi.org/10.1007/s11596-017-1832-7>
- Yan, B.-X., Chen, X.-Y., Ye, L.-R., Chen, J.-Q., Zheng, M., & Man, X.-Y. (2021). Cutaneous and Systemic Psoriasis: Classifications and Classification for the Distinction. *Frontiers in Medicine*, 8. <https://doi.org/10.3389/fmed.2021.649408>
- Yang, E. J., Beck, K. M., Sanchez, I. M., Koo, J., & Liao, W. (2018). The impact of genital psoriasis on quality of life: a systematic review. *Psoriasis (Auckl)*, 8, 41-47. <https://doi.org/10.2147/PTT.S169389>
- Zangrilli, Bavetta, & Bianchi. (2020). Adalimumab in children and adolescents with severe plaque psoriasis: a safety evaluation. *Expert Opin Drug Saf*, 19(4), 433-438. <https://doi.org/10.1080/14740338.2020.1752659>