

PAPER • OPEN ACCESS

Socket prosthesis manufacturing process made from bamboo fiber composite materials

To cite this article: Agustinus Purna Irawan *et al* 2020 *IOP Conf. Ser.: Mater. Sci. Eng.* **852** 012042

View the [article online](#) for updates and enhancements.



The banner features a dark blue background with a satellite view of Earth. On the left, there are three circular logos: the top one is 'ECS' in a white circle, the middle one is 'The Electrochemical Society' with a stylized 'ECS' logo, and the bottom one is 'THE KOREAN ELECTROCHEMICAL SOCIETY'. The main text in the center reads 'Joint International Meeting PRIME 2020 October 4-9, 2020' in white and blue. Below this, a light blue bar contains the text 'Attendees register at NO COST!' in dark blue. On the right side, there is a large white logo for 'PRIME' with a stylized 'P' shape above it, followed by 'PACIFIC RIM MEETING ON ELECTROCHEMICAL AND SOLID STATE SCIENCE' and '2020' in white. At the bottom right, a dark blue bar contains the text 'REGISTER NOW' in white with a white arrow pointing right.

Socket prosthesis manufacturing process made from bamboo fiber composite materials

Agustinus Purna Irawan^{1*}, I Wayan Sukania², Paula T. Anggarina³, Albertus Raditya Danendra⁴, Gregorius Dimas Baskara⁵

^{1,2} Faculty of Engineering, Universitas Tarumanagara

³ Faculty of Economics and Business, Universitas Tarumanagara

⁴ Faculty of Medicine, Universitas Indonesia

⁵ School of Electrical Engineering and Informatics, Institut Teknologi Bandung

* agustinus@untar.ac.id

Abstract. This research aims to develop the manufacturing process of making socket prosthesis with bamboo fiber composite material and epoxy matrix. Bamboo fiber was chosen because it is strong, environmentally friendly, and recyclable. The focus of research is to arrange the manufacturing process of making sockets, starting from material preparation to socket testing. The method used in this study is a customized method and prototype socket manufacture in accordance with the dimensions obtained from the patient. Based on the results of the research that has been carried out, stages of the manufacturing process, results of compressive strength testing, and morphological analysis of socket products are obtained. These results will be a reference in future research. Keywords: socket prosthesis, manufacturing, bamboo, composite material.

1. Introduction

Indonesia has abundant natural fiber potentials such as bamboo fibers with various types. Bamboo has good strength, is environmentally friendly, can be recycled and has the potential to be further developed into high quality products. One manufacturing product that can be developed using bamboo fiber composites is a socket prosthesis product [1-7].

This research aims to develop the manufacturing process of socket prosthesis with bamboo fiber reinforced composite material with epoxy matrix. Prosthesis is a product that is needed by patients who experience amputation of the lower limbs due to trauma and degenerative diseases. The socket prosthesis manufacturing process is developed using a customized method according to the dimensions of the patient's stump. The manufacturing process will determine the success in making socket prosthesis products according to the needs and comfort of the patient. Manufacturing process procedures must be designed in such a way that no processes are missed, so that the quality of the product is in good condition [8-11]. Based on this research, a complete procedure for the manufacturing of socket prosthesis from a bamboo fiber composite material will be obtained. The resulting process procedure is the result of a trial making prototype of socket prosthesis which can then be used as a reference in the manufacturing process of socket prosthesis using bamboo fiber composite materials.

2. Method

This research is aimed at developing the manufacturing process of socket prosthesis from epoxy bamboo fiber composite materials. The selected bamboo is a type of bamboo rope that



is old and dry, which has good tensile strength, is quite elastic, has good flexural and impact strength. Continuous bamboo fiber is prepared with dimensions of length 50 cm, thickness 0.3 ± 0.05 mm and width $3 \text{ mm} \pm 0.5$ mm. The bamboo fiber is then soaked in 90% alcohol solution for 10 minutes then dried until it is completely dry, to remove the waxy layer and increase the strength and elasticity of the fiber. After going through the soaking process, bamboo fiber is then woven into sheets. The fiber is woven with transverse and longitudinal fiber orientation, with fiber orientation $0^0/90^0$. Bamboo matting is not made tightly with the aim that the epoxy resin in lubricating all parts of the met during the resin lamination process using epoxy. The matrix used is the Epoxy Resin Bakelite@EPR 174 matrix with Epoxy Hardener V-140 with a mixture ratio between epoxy and hardener is 1:1.

In general, the procedure for socket prosthesis manufacturing processes is as follows: measurement of patient anthropometric data; negative mold making; positive mold making; socket making; initial assembly and fitting process; the process of repair and final completion, and; the process of analyzing the path pattern of the prosthesis user. Tests conducted to determine the strength of socket prosthesis products with epoxy bamboo fiber composite materials are compressive failure testing according to ISO 10328 and morphological testing with the help of Scanning Electron Microscope (SEM) [6], [12].

3. Result and discussion

The results of the manufacturing process of lower limb prosthesis socket manufacturing process has resulted in a good manufacturing process to produce socket products. The manufacturing process begins by preparing fiber raw material in the form of woven and matrix in the form of epoxy resin. The next step is measuring the patient's stump dimension and making negative molds. Negative mold is the basis for making positive molds using gypsum. After the positive mold is finished and finished, the positive mold is ready to be used in the socket prosthesis manufacturing process [13-16].



Figure 1. Manufacturing of negative mold of socket product

In the making of the socket made from epoxy rattan fiber, the composition of the material from the inside to the outside part is as follows:

- a. The inside is a positive mold made from gypsum compound or cement whose surface has been finished in accordance with the shape and contour of the patient's stump.
- b. On the surface of the positive mold, a special layer of prosthesis is given with a thickness (0.5-1.5) mm. The plastic layer serves as a refiner for the inner surface of the socket and as a protector for the lamination or casting process, so that the epoxy resin does not leak

- into the positive mold. The protective plastic also functions as a media for the vacuuming process during the lamination process, so that no voids or air bubbles are trapped inside the socket. Voids impair and reduce socket strength.
- c. On top of the inner protective plastic, given an inner reinforcing layer using a special prosthesis stockinette. The thickness of the stockinette used is (0.5-1) mm with a total of 3 layers. This stockinette layer is very much needed as a reinforcement in the inner socket, to smooth the surface and to arrange the fibers to keep them neatly arranged.
 - d. After the stockinette layer as the inner reinforcing layer, a webbing of bamboo fiber is convoluted with a thickness of one layer above the reinforcing stockinette layer. The selected bamboo fiber is bamboo rope fiber, which is a quite mature, dry, and continuous fiber. The woven bamboo fiber wrap is neatly made and arranged so that it follows the surface of the positive mold. The excess parts are then cut and tidied up again.
 - e. On top of woven bamboo fiber layer, it is given a reinforcing layer in the form of a layer of stockinette with a thickness (0.5-1) mm, with a total of 4 layers. The purpose of this reinforcing stockinette layer is to obtain a strong, smooth, and neat outer surface of the socket prosthesis. This outer stockinette layer also functions to arrange in such a way that the layer of woven bamboo fiber remains neat, so that the casting process can produce a relatively similar socket wall thickness in all parts.
 - f. After the outer reinforcement stockinette layer, a layer of protective plastic is given as much as 1 layer with a thickness (0.5-1.5) mm. This protective plastic coating aims to make the surface of the socket smooth and protect it from dirt from outside during the casting or lamination process. This protective plastic coating also aims to enable the vacuuming process during the lamination process. The vacuuming process is aimed to speed up the lamination process and eliminate the presence of voids.
 - g. The next step is to prepare a vacuum machine which will be used to assist the process of laminating the matrix mixture into the bamboo fiber layer. By using a vacuum machine, the lamination process can take place more quickly and the matrix can seep into the fiber layer more evenly. Likewise, the vacuum process can remove air trapped inside the layers of fiber and matrix, so voids do not occur.
 - h. After all materials and equipment are ready, lamination or casting process is carried out. This process begins with the pouring of the matrix mixture into the arrangement of socket material through the pouring channel. After the matrix mixture enters the pouring channel and begins to wet the composition of the socket material, a manual suppression process is carried out, so that the matrix mixture can seep into the socket material arrangement. At the same time, the vacuum engine is turned on and adjusted to a pressure of \pm -50 bar for about 15 minutes, or during the casting process until all the matrix mixture has seeped into the socket material evenly and there is no visible air trapped.



Figure 2. Manufacturing process of socket

- i. After the casting process is finished, the fabricated socket is allowed to dry using room temperature. This natural drying process at room temperature is better, when compared to the help of an oven. Although the drying process takes more natural time or \pm (2-3) days, the quality of the resulting socket will be better from the surface and from the strength.



Figure 3. Socket product made from bamboo composites material

- j. When the socket has dried, the socket is removed from the positive mold. This process must be done carefully because it can cause damage to the socket surface. After the socket is removed from the positive mold, the finishing process is carried out so that it is ready for testing or fitting to the prospective user. This fitting process is very necessary, especially to see whether the socket that has been generated matches the potential user's stump and a total socket contact occurs with the stump.
- k. If everything is fine and suitable to the user's stump, the socket can be prepared for assembly into a single lower limb prosthesis with the other components, namely: shank, knee joint, foot and its connector.

The main load received by the socket is the compressive load that comes from the user's weight which is transferred via stump to the socket. Therefore, it is necessary to test the failure of the socket due to the load it receives. Socket is said to be safe if it can accept the burden of the user's body and added other expenses for safety. Maximum compressive strength testing is done to see the maximum load that can be accepted by the prosthesis socket until it runs into fatal damage. This test refers to ISO 10328. The testing process using a compressive test machine on the prototype socket and testing is done until there is a compressive failure on the socket [16-20].



Figure 4. Compressive failure testing of socket product

Based on the tests that have been carried out, the maximum load compressive strength test results on socket prosthesis products made from epoxy bamboo fiber composite are 87.1 ± 4.3 kN. This result is very good when compared with the weight of respondents in this study which is 63 kg or 630 N. With the failure of prototype socket prosthesis failure at 87.1 ± 4.3 kN, a high level of safety is obtained for the compressive load received. The results of morphological analysis using SEM showed that the manufacturing process that was developed had produced a good socket product and there was no void. Thus, the manufacturing process that has been developed can be a reference in making lower limb prosthesis socket products [16-20].

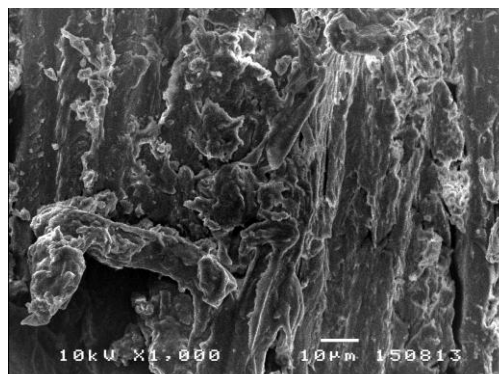


Figure 5. SEM result of socket prosthesis product made from bamboo composite material

4. Conclusion

Based on the results of the research and manufacturing of socket prosthesis products made from epoxy rattan fiber composites, it can be concluded that:

- a. The manufacturing process procedures that have been developed include manufacturing bamboo fiber fibers, measuring the dimensions of stumps, making negative molds, making positive molds, lamination processes, finishing processes, fitting processes and prosthesis assembly processes. Each process must be carried out properly to produce socket products made from bamboo fibers that fit the patient's needs. Fiber lamination process uses an epoxy matrix with a ratio of 1: 1 and is added with a vacuum process so that it can accelerate the lamination process, epoxy resin absorbs well and removes voids.
- b. The results of the compressive failure test of socket prosthesis products made from epoxy bamboo fiber composites show that the compressive strength produced (87.1 ± 4.3 kN) far exceeds the compressive strength requirements of the socket.
- c. The results of morphological analysis with SEM show that the epoxy bamboo fiber composite material has a good interface and bond, and there were no voids. This will have a positive impact on the strength produced by epoxy bamboo fiber composites as socket prosthesis material.

5. References

- [1]. Onal, L., Karaduman, Y. 2009 *Journal of Composite Materials* **43**-1 Irawan, A.P. 2018 *IOP Conference Series: Materials Science and Engineering* **420**-1-1.
- [2]. Jerico B., Debora P., Luigi T., Jose M. K. 2004 *Polymer Composites* **25**-5-470
- [3]. Irawan, A.P., Adianto, Sukania, I.W., 2020 *IOP Conference Series: Materials Science and Engineering* **725**-1-012040
- [4]. Irawan, A.P., 2018 *IOP Conference Series: Materials Science and Engineering* **420**-1-012060
- [5]. Irawan, A.P., Soemardi, T.P., Widjajalaksmi, K., Reksoprodjo, A.H.S. 2011 *International Journal of Mechanical and Material Engineering* **6**-1-46
- [6]. ASTM 2003 *Annual Book of ASTM Standard* (West Conshohocken)
- [7]. Irawan, A.P., Halim, A., Kurniawan, H., 2017 *IOP Conference Series: Materials Science and Engineering* **237**-1-8.
- [8]. Craig, J. 2005 *Journal of Prosthetics and Orthotics* **17**-4-27
- [9]. Stan P. 2007 *The Academic Today* **3**-3
- [10]. Braddom, R. L. 2000 *Physical Medicine & Rehabilitation* (W.B. Saunders Company)
- [11]. Nicholas, H., David, S., William, D.S., William, I. 2005 *Journal of Rehabilitation Research and Development* **42**-2-141
- [12]. BS ISO 10328-3 1996 *Prosthetics, Structural Testing of Lower-Limb Prostheses, Principal Structural Tests*
- [13]. Current, T.A., Kogler, G.F., Barth, D.G. 1999 *Prosthetics & Orthotics International* **23**-113
- [14]. Gerald, S. 2005 *Journal of Prosthetics and Orthotics* **17**-4-18
- [15]. Dauglas, A. T., Jeremy, C. G., Eugene P. L. 1992 *Journal of The Association of Children's Prosthetic-Orthotic Clinics* **27**-2-62.
- [16]. Sam, L. P., William, C. 2005 *Journal of Prosthetics and Orthotics* **17**-1-27
- [17]. Irawan, A.P., Soemardi, T.P., Kusumaningsih, W., Reksoprodjo, A.H.S., 2010 *Proceedings APCHI-ERGOFUTURE 2010* **1**-37-43.
- [18]. Irawan, A.P., Adianto, Wayan Sukania, I., 2018 *IOP Conference Series: Materials Science and Engineering* **420**-1- 012015
- [19]. Irawan, A.P., Utama, D.W., Affandi, E., Michael, M., Suteja, H., 2019 *IOP Conference Series: Materials Science and Engineering* **508**-1-012054
- [20]. Irawan, A.P., Fedyanto, Tandi, S., 2006 *Proceedings-Ergo Future 2006*-1-337

**SJR**

Scimago Journal & Country Rank

Enter Journal Title, ISSN or Publisher Name

[Home](#)[Journal Rankings](#)[Country Rankings](#)[Viz Tools](#)[Help](#)[About Us](#)

IOP Conference Series: Materials Science and Engineering

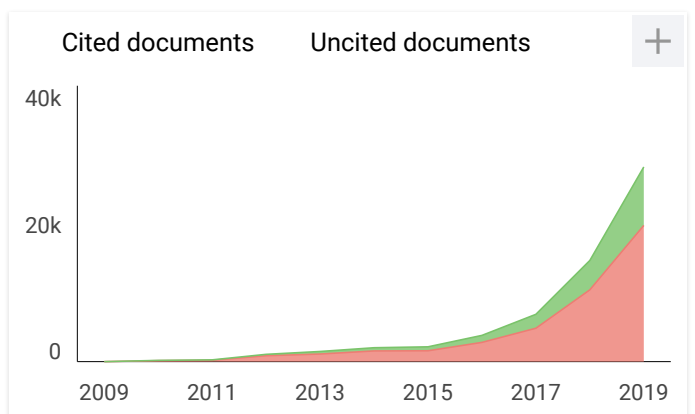
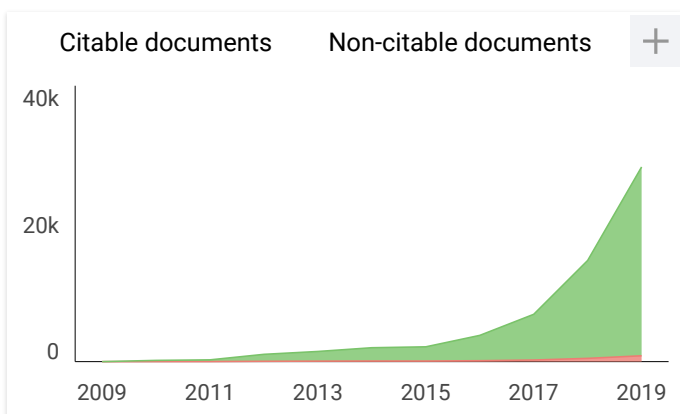
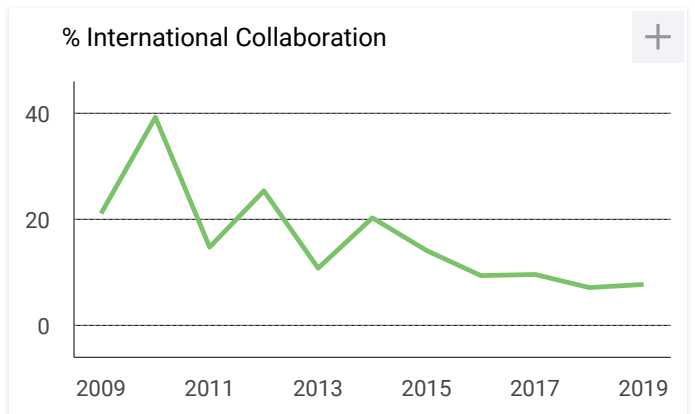
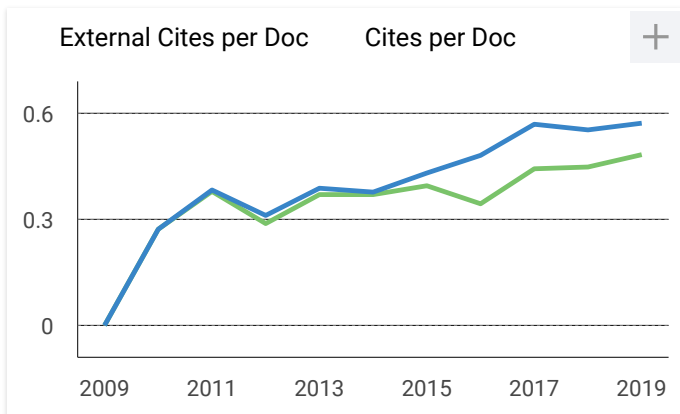
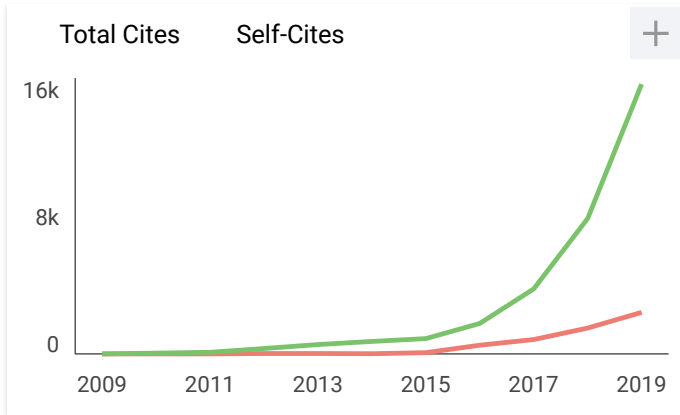
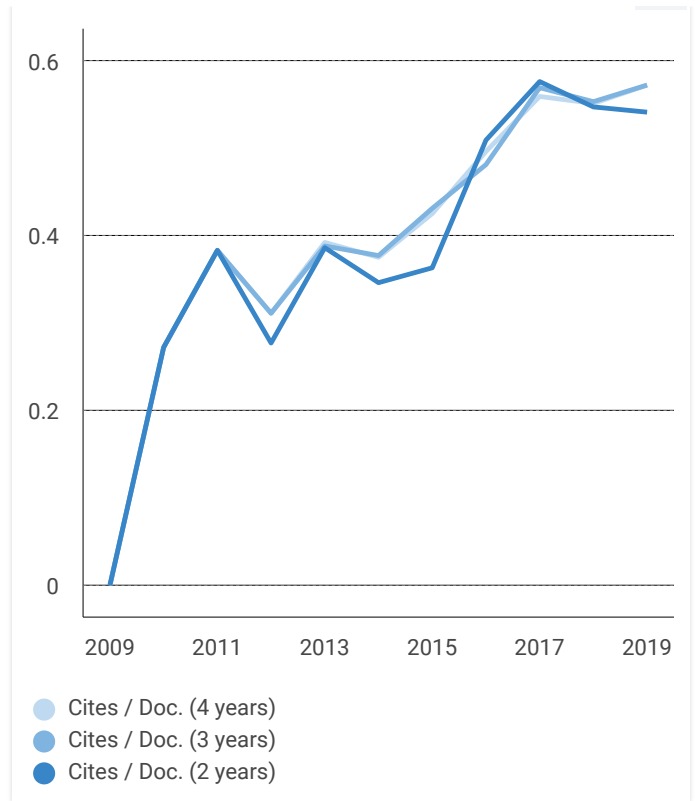
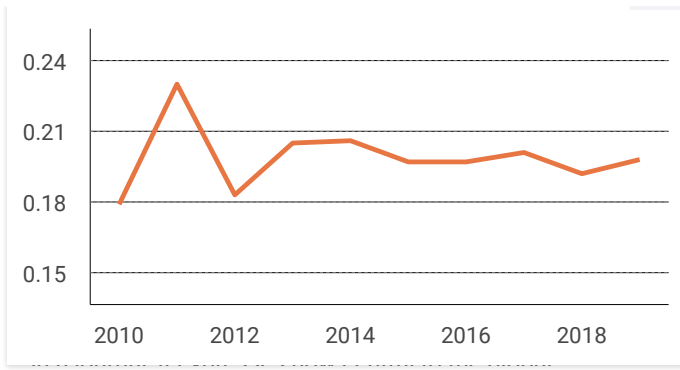
Country	United Kingdom - SIR Ranking of United Kingdom	31 H Index
Subject Area and Category	Engineering Engineering (miscellaneous) Materials Science Materials Science (miscellaneous)	
Publisher	IOP Publishing Ltd.	
Publication type	Conferences and Proceedings	
ISSN	17578981, 1757899X	
Coverage	2009-2020	
Scope	The open access IOP Conference Series provides a fast, versatile and cost-effective proceedings publication service for your conference. Key publishing subject areas include: physics, materials science, environmental science, bioscience, engineering, computational science and mathematics.	
	? Homepage How to publish in this journal Contact Join the conversation about this journal	

SJR



Citations per document





IOP Conference Series: Materials Science and...

Not yet assigned quartile

SJR 2019
0.2

powered by scimagojr.com

← Show this widget in your own website

Just copy the code below and paste within your html code:

```
<a href="https://www.scimagojr.com/journalsearch.php?q=19700200831&tip=sid&clean=0"
```



Source details

IOP Conference Series: Materials Science and Engineering

Scopus coverage years: from 2009 to Present

ISSN: 1757-8981 E-ISSN: 1757-899X

Subject area: Engineering: General Engineering Materials Science: General Materials Science

CiteScore 2019

0.6



SJR 2019

0.198



SNIP 2019

0.543



[View all documents >](#)

[Set document alert](#)

[Save to source list](#) [Journal Homepage](#)

[CiteScore](#) [CiteScore rank & trend](#) [Scopus content coverage](#)

Improved CiteScore methodology

CiteScore 2019 counts the citations received in 2016-2019 to articles, reviews, conference papers, book chapters and data papers published in 2016-2019, and divides this by the number of publications published in 2016-2019. [Learn more >](#)

CiteScore 2019

$$0.6 = \frac{28,183 \text{ Citations 2016 - 2019}}{47,300 \text{ Documents 2016 - 2019}}$$

Calculated on 06 May, 2020

CiteScoreTracker 2020

$$0.6 = \frac{34,911 \text{ Citations to date}}{57,266 \text{ Documents to date}}$$

Last updated on 07 September, 2020 • Updated monthly

CiteScore rank 2019

Category	Rank	Percentile
Engineering		
General Engineering	#222/299	25th
Materials Science		
General Materials Science	#371/460	19th

[View CiteScore methodology >](#) [CiteScore FAQ >](#) [Add CiteScore to your site ↗](#)

About Scopus

- [What is Scopus](#)
- [Content coverage](#)
- [Scopus blog](#)
- [Scopus API](#)
- [Privacy matters](#)

Language

- [日本語に切り替える](#)
- [切换到简体中文](#)
- [切换到繁體中文](#)
- [Русский язык](#)

Customer Service

- [Help](#)
- [Contact us](#)