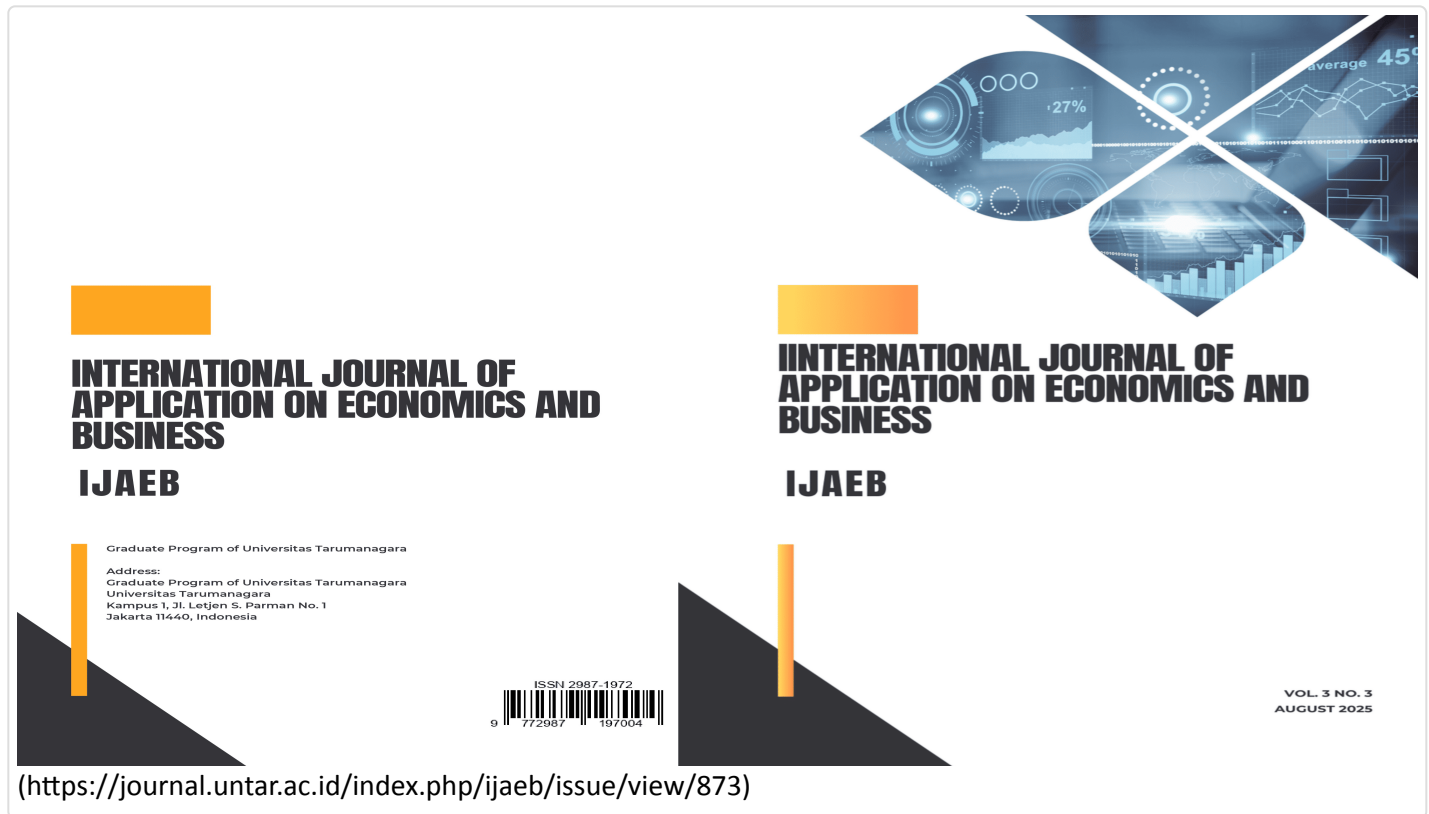




Current Issue

Vol. 3 No. 3 (2025): Agustus 2025



Published: 2025-08-31

Articles

THE ROLE OF ENTREPRENEURIAL ORIENTATION ON THE PERFORMANCE OF FOOD AND BEVERAGE SMES (
<https://journal.untar.ac.id/index.php/ijaeb/article/view/35230>)

DOI : 10.24912/ijaeb.v3i3.1155-1163 (<https://doi.org/10.24912/ijaeb.v3i3.1155-1163>)

Michael Dwitama (search?authors=Michael Dwitama) , Ida Puspitowati (search?authors=Ida Puspitowati)
page 1155-1163

📄 Abstract : 154 | 📄 PDF : 216


PDF (<https://journal.untar.ac.id/index.php/ijaeb/article/view/35230/21199>)

THE EFFECT OF SELF-CONTROL, FINANCIAL LITERACY, AND RISK TOLERANCE TOWARD INVESTMENT DECISIONS AMONG STUDENTS (<https://journal.untar.ac.id/index.php/ijaeb/article/view/35231>)

DOI : 10.24912/ijaeb.v3i3.1164-1174 (<https://doi.org/10.24912/ijaeb.v3i3.1164-1174>)

Yeo Wei Ming (search?authors=Yeo Wei Ming) , Keni Keni (search?authors=Keni Keni)

page 1164-1174

 Abstract : 407 |  PDF : 292



PDF (<https://journal.untar.ac.id/index.php/ijaeb/article/view/35231/21200>)

EXPLORING HOW GENDER MODERATES THE EFFECT OF PERSONALITY TRAITS ON OVERCONFIDENCE BIAS AMONG INVESTORS IN THE INDONESIAN STOCK MARKET (<https://journal.untar.ac.id/index.php/ijaeb/article/view/35232>)

DOI : 10.24912/ijaeb.v3i3.1175-1188 (<https://doi.org/10.24912/ijaeb.v3i3.1175-1188>)

Khairina Natsir (search?authors=Khairina Natsir) , Agus Zainul Arifin (search?authors=Agus Zainul Arifin) , Fanny Wijoyo (search?authors=Fanny Wijoyo)

page 1175-1188

 Abstract : 118 |  PDF : 123



PDF (<https://journal.untar.ac.id/index.php/ijaeb/article/view/35232/21201>)

THE EFFECT OF PROFITABILITY, LIQUIDITY, COMPANY SIZE, AND SALES GROWTH ON CAPITAL STRUCTURE IN CONSUMER NON-CYCLICALS COMPANIES LISTED ON THE INDONESIA STOCK EXCHANGE 2021-2023 PERIOD (<https://journal.untar.ac.id/index.php/ijaeb/article/view/35234>)

DOI : 10.24912/ijaeb.v3i3.1189-1195 (<https://doi.org/10.24912/ijaeb.v3i3.1189-1195>)

Selvia Putri Patricia (search?authors=Selvia Putri Patricia) , Sofia Prima Dewi (search?authors=Sofia Prima Dewi)

page 1189-1195

 Abstract : 129 |  PDF : 141



PDF (<https://journal.untar.ac.id/index.php/ijaeb/article/view/35234/21202>)

SOCIAL MEDIA MARKETING AND CELEBRITY ENDORSEMENT IMPACT ON PURCHASE INTENTION MEDIATED BY BRAND AWARENESS (<https://journal.untar.ac.id/index.php/ijaeb/article/view/35235>)

DOI : 10.24912/ijaeb.v3i3.1196-1207 (<https://doi.org/10.24912/ijaeb.v3i3.1196-1207>)

Angelica Laurence (search?authors=Angelica Laurence) , Sanny Ekawati (search?authors=Sanny Ekawati)

page 1196-1207

 Abstract : 149 |  PDF : 210



PDF (<https://journal.untar.ac.id/index.php/ijaeb/article/view/35235/21203>)

FINANCIAL DISTRESS, AUDIT COMMITTEE, INDEPENDENT COMMISSIONER, AND AUDIT QUALITY'S IMPACT ON BANKING TAX AVOIDANCE (<https://journal.untar.ac.id/index.php/ijaeb/article/view/35369>)

DOI : 10.24912/ijaeb.v3i3.1208-1221 (<https://doi.org/10.24912/ijaeb.v3i3.1208-1221>)

Herni Kurniawati (search?authors=Herni Kurniawati) , Yustina Peniyanti Jap (search?authors=Yustina Peniyanti Jap)

page 1208-1221

 Abstract : 90 |  PDF : 83

PDF (<https://journal.untar.ac.id/index.php/ijaeb/article/view/35369/21365>)



DETERMINANTS OF CAPITAL STRUCTURE: EVIDENCE FROM FOOD AND BEVERAGE COMPANIES IN INDONESIA (

<https://journal.untar.ac.id/index.php/ijaeb/article/view/35370>

DOI : 10.24912/ijaeb.v3i4.1222-1233 (<https://doi.org/10.24912/ijaeb.v3i4.1222-1233>)

Clarissa Eunike Kusumajaya (search?authors=Clarissa Eunike Kusumajaya) , Merry Susanti (search?authors=Merry Susanti)

page 1222-1233

 Abstract : 130 |  PDF : 152



PDF (<https://journal.untar.ac.id/index.php/ijaeb/article/view/35370/21366>)

THE INFLUENCE OF SALES GROWTH, LEVERAGE, COMPANY SIZE, AND PROFITABILITY ON TAX AVOIDANCE IN CONSUMER NON-CYCLICALS COMPANIES FROM 2021 TO 2023 (
<https://journal.untar.ac.id/index.php/ijaeb/article/view/35371>)

DOI : 10.24912/ijaeb.v3i3.1234-1244 (<https://doi.org/10.24912/ijaeb.v3i3.1234-1244>)

Cecilia Dintia (search?authors=Cecilia Dintia) , Linda Santioso (search?authors=Linda Santioso)

page 1234-1244

 Abstract : 125 |  PDF : 133



PDF (<https://journal.untar.ac.id/index.php/ijaeb/article/view/35371/21367>)

COMPARATIVE ANALYSIS OF FINANCIAL PERFORMANCE OF PHARMACEUTICAL COMPANIES DURING AND AFTER THE COVID-19 PANDEMIC (<https://journal.untar.ac.id/index.php/ijaeb/article/view/35372>)

DOI : 10.24912/ijaeb.v3i3.1245-1259 (<https://doi.org/10.24912/ijaeb.v3i3.1245-1259>)

Khairina Natsir (search?authors=Khairina Natsir) , Nurainun Bangun (search?authors=Nurainun Bangun)

page 1245-1259

 Abstract : 114 |  PDF : 250

PDF (<https://journal.untar.ac.id/index.php/ijaeb/article/view/35372/21368>)

IMPACT OF ORGANIZATIONAL LEARNING ON JOB SATISFACTION, COMMITMENT, AND PERFORMANCE OF PRIVATE BANK EMPLOYEES (<https://journal.untar.ac.id/index.php/ijaeb/article/view/35373>)

DOI : 10.24912/ijaeb.v3i3.1260-1268 (<https://doi.org/10.24912/ijaeb.v3i3.1260-1268>)

Joyce A. Turangan (search?authors=Joyce A. Turangan) , Herman Ruslim (search?authors=Herman Ruslim)

page 1260-1268

 Abstract : 77 |  PDF : 80



PDF (<https://journal.untar.ac.id/index.php/ijaeb/article/view/35373/21369>)

THE INFLUENCE OF ENTREPRENEURIAL ORIENTATION, WORK-LIFE BALANCE, AND CAREER CHOICE ON THE ENTREPRENEURIAL INTENTION OF GENERATION Y (
<https://journal.untar.ac.id/index.php/ijaeb/article/view/35374>)

DOI : 10.24912/ijaeb.v3i3.1269-1276 (<https://doi.org/10.24912/ijaeb.v3i3.1269-1276>)

Mei le (search?authors=Mei le) , Rorlen Rorlen (search?authors=Rorlen Rorlen) , Salsabila Ayunda Martsa Buana (search?authors=Salsabila Ayunda Martsa Buana) , Ferdyanto Gunawan (search?authors=Ferdyanto Gunawan)

page 1269-1276

 Abstract : 91 |  PDF : 88

PDF (<https://journal.untar.ac.id/index.php/ijaeb/article/view/35374/21370>)



SOCIAL IDENTITY AS A MODERATOR OF THE INFLUENCE OF ENTREPRENEURIAL SELF-EFFICACY ON

ENTREPRENEURIAL INTENTION (<https://journal.untar.ac.id/index.php/ijaeb/article/view/35375>)

DOI : 10.24912/ijaeb.v3i3.1277-1287 (<https://doi.org/10.24912/ijaeb.v3i3.1277-1287>)

Willy Salim (search?authors=Willy Salim) , Ida Puspitowati (search?authors=Ida Puspitowati)

page 1277-1287

 Abstract : 59 |  PDF : 68



[PDF \(https://journal.untar.ac.id/index.php/ijaeb/article/view/35375/21371\)](https://journal.untar.ac.id/index.php/ijaeb/article/view/35375/21371)

THE EQUITY FACTORS THAT INFLUENCE BEHAVIORAL LOYALTY OF GRABFOOD APPLICATION USERS: STUDY OF GEN Z CONSUMERS IN DKI JAKARTA (<https://journal.untar.ac.id/index.php/ijaeb/article/view/35376>)

DOI : 10.24912/ijaeb.v3i3.1288-1301 (<https://doi.org/10.24912/ijaeb.v3i3.1288-1301>)

Nathan Indra Gotama (search?authors=Nathan Indra Gotama) , Sanny Ekawati (search?authors=Sanny Ekawati)

page 1288-1301

 Abstract : 104 |  PDF : 84



[PDF \(https://journal.untar.ac.id/index.php/ijaeb/article/view/35376/21372\)](https://journal.untar.ac.id/index.php/ijaeb/article/view/35376/21372)

DETERMINANTS OF BRAND LOYALTY AT XYZ COFFEE SHOP: A STUDY OF GEN Z IN JAKARTA (<https://journal.untar.ac.id/index.php/ijaeb/article/view/35377>)

DOI : 10.24912/ijaeb.v3i3.1302-1310 (<https://doi.org/10.24912/ijaeb.v3i3.1302-1310>)

Cindy Nathania Liman (search?authors=Cindy Nathania Liman) , Sanny Ekawati (search?authors=Sanny Ekawati)

page 1302-1310

 Abstract : 165 |  PDF : 103



[PDF \(https://journal.untar.ac.id/index.php/ijaeb/article/view/35377/21373\)](https://journal.untar.ac.id/index.php/ijaeb/article/view/35377/21373)

INTERNAL AND EXTERNAL FACTORS AFFECTING AUDITOR'S ABILITY IN DETECTING FRAUDULANCE FROM THE ACCOUNTING STUDENT'S PERSPECTIVE (<https://journal.untar.ac.id/index.php/ijaeb/article/view/35378>)

DOI : 10.24912/ijaeb.v3i3.1311-1324 (<https://doi.org/10.24912/ijaeb.v3i3.1311-1324>)

Jhun Liong (search?authors=Jhun Liong) , Linda Santioso (search?authors=Linda Santioso)

page 1311-1324

 Abstract : 135 |  PDF : 107



[PDF \(https://journal.untar.ac.id/index.php/ijaeb/article/view/35378/21374\)](https://journal.untar.ac.id/index.php/ijaeb/article/view/35378/21374)

FINANCIAL DISTRESS AND SUSTAINABILITY REPORT: PERSPECTIVE FROM FOOD AND BEVERAGE INDUSTRY (<https://journal.untar.ac.id/index.php/ijaeb/article/view/35379>)

DOI : 10.24912/ijaeb.v3i3.1325-1337 (<https://doi.org/10.24912/ijaeb.v3i3.1325-1337>)

Aurellia Aretha Agustine Widjaja (search?authors=Aurellia Aretha Agustine Widjaja) , Yanti Yanti (search?authors=Yanti Yanti)

page 1325-1337

 Abstract : 129 |  PDF : 124



[PDF \(https://journal.untar.ac.id/index.php/ijaeb/article/view/35379/21375\)](https://journal.untar.ac.id/index.php/ijaeb/article/view/35379/21375)

KEY DRIVERS OF FIRM VALUE IN INDONESIA'S PROPERTY AND REAL ESTATE SECTOR (<https://journal.untar.ac.id/index.php/ijaeb/article/view/35380>)

DOI : 10.24912/ijaeb.v3i3.1338-1349 (<https://doi.org/10.24912/ijaeb.v3i3.1338-1349>)

Gabriella Charissa Hartono (search?authors=Gabriella Charissa Hartono) , Yanti Yanti (search?authors=Yanti Yanti)

page 1338-1349

 Abstract : 101 |  PDF : 139



PDF (<https://journal.untar.ac.id/index.php/ijaeb/article/view/35380/21376>)

THE FACTORS EFFECTING FIRM VALUE EVIDENCE FROM INDONESIA (
<https://journal.untar.ac.id/index.php/ijaeb/article/view/35381>)

DOI : 10.24912/ijaeb.v3i3.1350-1355 (<https://doi.org/10.24912/ijaeb.v3i3.1350-1355>)

Ni Gusti Ayu Komang Tri Supriliانا (search?authors=Ni Gusti Ayu Komang Tri Supriliانا) , Henryanto Wijaya (search?authors=Henryanto Wijaya)

page 1350-1355

 Abstract : 75 |  PDF : 84

PDF (<https://journal.untar.ac.id/index.php/ijaeb/article/view/35381/21377>)

THE APPLICATION OF ENTREPRENEURIAL MOTIVATION AND SOCIAL MEDIA USE ON ENTREPRENEURIAL INTEREST AMONG GENERATION Z IN WEST JAKARTA (
<https://journal.untar.ac.id/index.php/ijaeb/article/view/35382>)

DOI : 10.24912/ijaeb.v3i3.1256-1265 (<https://doi.org/10.24912/ijaeb.v3i3.1256-1265>)

Sharyn Haliza (search?authors=Sharyn Haliza) , Oey Hannes Widjaja (search?authors=Oey Hannes Widjaja)

page 1256-1265

 Abstract : 83 |  PDF : 70



PDF (<https://journal.untar.ac.id/index.php/ijaeb/article/view/35382/21378>)

THE EFFECT OF INTERNAL CONTROL AND INTERNAL AUDIT ON FRAUD PREVENTION IN PROCUREMENT OF GOODS/SERVICES IN THE GOVERNMENT OF ROKAN HULU DISTRICT (
<https://journal.untar.ac.id/index.php/ijaeb/article/view/35383>)

DOI : 10.24912/ijaeb.v3i3.1366-1378 (<https://doi.org/10.24912/ijaeb.v3i3.1366-1378>)

Urwatul Wutsqa (search?authors=Urwatul Wutsqa) , Andreas Bambang Daryatno (search?authors=Andreas Bambang Daryatno)

page 1366-1378

 Abstract : 122 |  PDF : 97

PDF (<https://journal.untar.ac.id/index.php/ijaeb/article/view/35383/21379>)

CORPORATE SIZE IN MODERATE THE INFLUENCE OF CURRENT RATIO AND DEBT TO EQUITY RATIO ON INCOME SMOOTHING (<https://journal.untar.ac.id/index.php/ijaeb/article/view/35445>)

DOI : 10.24912/ijaeb.v3i3.1379-1389 (<https://doi.org/10.24912/ijaeb.v3i3.1379-1389>)

Augustpaosa Nariman (search?authors=Augustpaosa Nariman) , Rini Tri Hastuti (search?authors=Rini Tri Hastuti) , Karin Flolinda (search?authors=Karin Flolinda) , Salva Sefika (search?authors=Salva Sefika)

page 1379-1389

 Abstract : 66 |  PDF : 63



PDF (<https://journal.untar.ac.id/index.php/ijaeb/article/view/35445/21451>)

CORPORATE SIZE IN MODERATE THE INFLUENCE OF CURRENT PERCENTAGE AND DER PERCENTAGE ON INCOME SMOOTHING (<https://journal.untar.ac.id/index.php/ijaeb/article/view/35446>)

DOI : 10.24912/ijaeb.v3i3.1390-1400 (<https://doi.org/10.24912/ijaeb.v3i3.1390-1400>)

Augustpaosa Nariman (search?authors=Augustpaosa Nariman) , Rini Tri Hastuti (search?authors=Rini Tri Hastuti) , Karin Flolinda (search?authors=Karin Flolinda) , Salva Sefika (search?authors=Salva Sefika)

page 1390-1400

 Abstract : 79 |  PDF : 51



PDF (<https://journal.untar.ac.id/index.php/ijaeb/article/view/35446/21452>)

THE INFLUENCE OF BANKING HEALTH LEVELS BY USING RGEC METHOD ON BANKING FINANCIAL PERFORMANCE (<https://journal.untar.ac.id/index.php/ijaeb/article/view/35447>)

DOI : 10.24912/ijaeb.v3i3.1401-1409 (<https://doi.org/10.24912/ijaeb.v3i3.1401-1409>)

Lareina Wijaya (search?authors=Lareina Wijaya) , Elsa Imelda (search?authors=Elsa Imelda)

page 1401-1409

 Abstract : 74 |  PDF : 75



PDF (<https://journal.untar.ac.id/index.php/ijaeb/article/view/35447/21453>)

THE INFLUENCE OF PERCEIVED EASE OF USE AND PERCEIVED USEFULNESS ON FINTECH USER LOYALTY MODERATED BY TRUST (<https://journal.untar.ac.id/index.php/ijaeb/article/view/35448>)

DOI : 10.24912/ijaeb.v3i3.1410-1421 (<https://doi.org/10.24912/ijaeb.v3i3.1410-1421>)

Yossy Afrian (search?authors=Yossy Afrian) , Herlin Tundjung Setijaningsih (search?authors=Herlin Tundjung Setijaningsih)

page 1410-1421

 Abstract : 366 |  PDF : 224

PDF (<https://journal.untar.ac.id/index.php/ijaeb/article/view/35448/21454>)

FACTORS INFLUENCING PURCHASE INTENTION OF FRENCH FRIES 2000 (<https://journal.untar.ac.id/index.php/ijaeb/article/view/35449>)

DOI : 10.24912/ijaeb.v3i3.1422-1432 (<https://doi.org/10.24912/ijaeb.v3i3.1422-1432>)

Nicolas Pratama Wijaya (search?authors=Nicolas Pratama Wijaya) , Richard Andrew (search?authors=Richard Andrew)

page 1422-1432

 Abstract : 69 |  PDF : 85



PDF (<https://journal.untar.ac.id/index.php/ijaeb/article/view/35449/21455>)

UNVEILING THE ROLE IN SHAPING SUSTAINABILITY REPORTING IN THE MINING SECTOR (<https://journal.untar.ac.id/index.php/ijaeb/article/view/35450>)

DOI : 10.24912/ijaeb.v3i3.1433-1444 (<https://doi.org/10.24912/ijaeb.v3i3.1433-1444>)

Chrystabelle Audrey Ardhani (search?authors=Chrystabelle Audrey Ardhani) , Yanti Yanti (search?authors=Yanti Yanti)

page 1433-1444

 Abstract : 61 |  PDF : 55



PDF (<https://journal.untar.ac.id/index.php/ijaeb/article/view/35450/21456>)

ANALYSIS OF CAPITAL BUFFER, BOARD GENDER DIVERSITY, OWNERSHIP CONCENTRATION, AND INDEPENDENT COMMISSIONERS ON BANK STABILITY (<https://journal.untar.ac.id/index.php/ijaeb/article/view/35451>)

DOI : 10.24912/ijaeb.v3i3.1445-1457 (<https://doi.org/10.24912/ijaeb.v3i3.1445-1457>)

Hendra Hendra (search?authors=Hendra Hendra) , Herlin Tundjung Setijaningsih (search?authors=Herlin Tundjung Setijaningsih)

page 1445-1457

 Abstract : 83 |  PDF : 75

PDF (<https://journal.untar.ac.id/index.php/ijaeb/article/view/35451/21457>)



THE FACTORS EFFECTING FIRM PERFORMANCE EVIDENCE FROM INDONESIA (

<https://journal.untar.ac.id/index.php/ijaeb/article/view/35452>)

DOI : 10.24912/ijaeb.v3i3.1458-1465 (<https://doi.org/10.24912/ijaeb.v3i3.1458-1465>)

Audi Mishael (search?authors=Audi Mishael) , Henryanto Wijaya (search?authors=Henryanto Wijaya)

page 1458-1465

 Abstract : 81 |  PDF : 72

PDF (<https://journal.untar.ac.id/index.php/ijaeb/article/view/35452/21458>)



USING OF THEORY OF ACCEPTANCE AND USE OF TECHNOLOGY IN THE ACCEPTANCE OF MOBILE BANKING APPS

(<https://journal.untar.ac.id/index.php/ijaeb/article/view/35455>)

DOI : 10.24912/ijaeb.v3i3.1466-1476 (<https://doi.org/10.24912/ijaeb.v3i3.1466-1476>)

Hendro Lukman (search?authors=Hendro Lukman) , Elsa Imelda (search?authors=Elsa Imelda) , Vannessa Maria Vianney (search?authors=Vannessa Maria Vianney) , Andrea Stephanie Darwis (search?authors=Andrea Stephanie Darwis) , Go Cecilia Claudia Pratama (search?authors=Go Cecilia Claudia Pratama)

page 1466-1476

 Abstract : 90 |  PDF : 72



PDF (<https://journal.untar.ac.id/index.php/ijaeb/article/view/35455/21460>)

EXPLORING THE IMPACT OF LEADERSHIP STYLES ON EMPLOYEE JOB PERFORMANCE - A CASE STUDY OF EMPLOYEES IN VIETNAMESE ENTERPRISES (<https://journal.untar.ac.id/index.php/ijaeb/article/view/35456>)

DOI : 10.24912/ijaeb.v3i3.1476-1482 (<https://doi.org/10.24912/ijaeb.v3i3.1476-1482>)

Linda Lin-Chin Lin (search?authors=Linda Lin-Chin Lin) , Nguyen-Van Viet (search?authors=Nguyen-Van Viet)

page 1476-1482

 Abstract : 87 |  PDF : 96

PDF (<https://journal.untar.ac.id/index.php/ijaeb/article/view/35456/21461>)



CEO BIAS, MORAL HAZARD AND ADVERSE SELECTION: A LITERATURE REVIEW ON RISK DYNAMICS IN DIGITAL BANKING IN INDONESIA, WITH A PITCHING RESEARCH APPROACH (

<https://journal.untar.ac.id/index.php/ijaeb/article/view/35389>)

DOI : 10.24912/ijaeb.v3i3.1483-1494 (<https://doi.org/10.24912/ijaeb.v3i3.1483-1494>)

Amerta Mardjono (search?authors=Amerta Mardjono) , Haris Maupa (search?authors=Haris Maupa) , Ignatius Roni Setyawan (search?authors=Ignatius Roni Setyawan)

page 1483-1494

 Abstract : 140 |  PDF : 103

PDF (<https://journal.untar.ac.id/index.php/ijaeb/article/view/35389/21385>)



THE EFFECT OF CORPORATE GOVERNANCE QUALITY, LEVERAGE AND OWNERSHIP STRUCTURE ON FIRM PERFORMANCE (<https://journal.untar.ac.id/index.php/ijaeb/article/view/35457>)

DOI : 10.24912/ijaeb.v3i3.1495-1505 (<https://doi.org/10.24912/ijaeb.v3i3.1495-1505>)

Adinda Nariswari Herzani (search?authors=Adinda Nariswari Herzani) , Agustin Ekadjaja (search?

authors=Agustin Ekadjaja)

page 1495-1505

 Abstract : 77 |  PDF : 68



PDF (<https://journal.untar.ac.id/index.php/ijaeb/article/view/35457/21462>)

DETERMINANTS OF BUDGET ABSORPTION MODERATED BY WORK PLAN AND ORGANIZATIONAL COMMITMENT (<https://journal.untar.ac.id/index.php/ijaeb/article/view/35458>)

DOI : 10.24912/ijaeb.v3i3.1506-1521 (<https://doi.org/10.24912/ijaeb.v3i3.1506-1521>)

Apsari Maharani (search?authors=Apsari Maharani) , Sarwo Edy Handoyo (search?authors=Sarwo Edy Handoyo)

page 1506-1521

 Abstract : 118 |  PDF : 89



PDF (<https://journal.untar.ac.id/index.php/ijaeb/article/view/35458/21463>)

THE EFFECT OF LIQUIDITY, SOLVENCY, ACTIVITY, AND PROFITABILITY ON FINANCIAL PERFORMANCE OF MANUFACTURING COMPANIES (<https://journal.untar.ac.id/index.php/ijaeb/article/view/35459>)

DOI : 10.24912/ijaeb.v3i3.1522-1530 (<https://doi.org/10.24912/ijaeb.v3i3.1522-1530>)

Kensa Kensa (search?authors=Kensa Kensa) , Agustin Ekadjaja (search?authors=Agustin Ekadjaja)

page 1522-1530

 Abstract : 122 |  PDF : 95



PDF (<https://journal.untar.ac.id/index.php/ijaeb/article/view/35459/21464>)

THE ANALYSIS OF FACTORS AFFECTING SUSTAINABILITY REPORT DISCLOSURE AMONG IDX-LISTED HEALTH COMPANIES FOR THE PERIOD OF 2021-2023 (<https://journal.untar.ac.id/index.php/ijaeb/article/view/35460>)

DOI : 10.24912/ijaeb.v3i3.1531-1544 (<https://doi.org/10.24912/ijaeb.v3i3.1531-1544>)

I Made Pahangga Palwaguna (search?authors=I Made Pahangga Palwaguna) , Herlin Tundjung Setijaningsih (search?authors=Herlin Tundjung Setijaningsih)

page 1531-1544

 Abstract : 111 |  PDF : 76



PDF (<https://journal.untar.ac.id/index.php/ijaeb/article/view/35460/21465>)

THE IMPACT OF THE BOARD OF DIRECTORS' EXPERIENCE, EDUCATION, AND COMPENSATION ON INDONESIAN BANKS' FINANCIAL PERFORMANCE (<https://journal.untar.ac.id/index.php/ijaeb/article/view/35492>)

DOI : 10.24912/ijaeb.v3i3.1545-1556 (<https://doi.org/10.24912/ijaeb.v3i3.1545-1556>)

Sriwati Sriwati (search?authors=Sriwati Sriwati) , Verawati Verawati (search?authors=Verawati Verawati) , Herni Kurniawan (search?authors=Herni Kurniawan)

page 1545-1556

 Abstract : 55 |  PDF : 78



PDF (<https://journal.untar.ac.id/index.php/ijaeb/article/view/35492/21497>)

THE ROLE OF CELEBRITY ATTRACTIVENESS AND CREDIBILITY IN INFLUENCING IMPULSIVE BUYING TENDENCY FOR UNIQLO (<https://journal.untar.ac.id/index.php/ijaeb/article/view/35493>)

DOI : 10.24912/ijaeb.v3i3.1557-1567 (<https://doi.org/10.24912/ijaeb.v3i3.1557-1567>)

Cynthia Vanessa Mona (search?authors=Cynthia Vanessa Mona) , Louis Utama (search?authors=Louis Utama)

page 1557-1567

 Abstract : 101 |  PDF : 110

PDF (<https://journal.untar.ac.id/index.php/ijaeb/article/view/35493/21498>)

THE IMPACT OF E-WOM QUANTITY AND E-WOM CREDIBILITY ON ONLINE PURCHASE INTENTIONS FOR GARNIER WITH BRAND IMAGE AS A MEDIATING FACTOR (<https://journal.untar.ac.id/index.php/ijaeb/article/view/35494>)

DOI : 10.24912/ijaeb.v3i3.1568-1579 (<https://doi.org/10.24912/ijaeb.v3i3.1568-1579>)

Dominic Kenji Kurnia Surya (search?authors=Dominic Kenji Kurnia Surya) , Louis Utama (search?authors=Louis Utama)

page 1568-1579

 Abstract : 63 |  PDF : 68



PDF (<https://journal.untar.ac.id/index.php/ijaeb/article/view/35494/21499>)

CORPORATE GOVERNANCE ATTRIBUTES AND EARNINGS QUALITY: EMPIRICAL STUDY OF INDONESIAN BANKS (2019-2023) (<https://journal.untar.ac.id/index.php/ijaeb/article/view/35495>)

DOI : 10.24912/ijaeb.v3i3.1580-1593 (<https://doi.org/10.24912/ijaeb.v3i3.1580-1593>)

Jhun Liong (search?authors=Jhun Liong) , Tiffany Yessica (search?authors=Tiffany Yessica) , Linda Santioso (search?authors=Linda Santioso)

page 1580-1593

 Abstract : 78 |  PDF : 63


PDF (<https://journal.untar.ac.id/index.php/ijaeb/article/view/35495/21500>)

THE EFFECT OF TAX AVOIDANCE, PROFITABILITY, LEVERAGE, AND COMPANY SIZE ON EARNINGS MANAGEMENT (<https://journal.untar.ac.id/index.php/ijaeb/article/view/35496>)

DOI : 10.24912/ijaeb.v3i3.1594-1604 (<https://doi.org/10.24912/ijaeb.v3i3.1594-1604>)

Caroline Maretha Halim (search?authors=Caroline Maretha Halim) , Linda Santioso (search?authors=Linda Santioso)

page 1594-1604

 Abstract : 87 |  PDF : 81


PDF (<https://journal.untar.ac.id/index.php/ijaeb/article/view/35496/21501>)

FINANCIAL RATIO ANALYSIS TO MEASURE THE FINANCIAL PERFORMANCE OF THE REGIONAL GOVERNMENT OF GORONTALO DISTRICT FISCAL YEAR 2020-2023 (<https://journal.untar.ac.id/index.php/ijaeb/article/view/35497>)

DOI : 10.24912/ijaeb.v3i3.1605-1621 (<https://doi.org/10.24912/ijaeb.v3i3.1605-1621>)

Edwin Heriyanto (search?authors=Edwin Heriyanto) , Andreas Bambang Daryatno (search?authors=Andreas Bambang Daryatno)

page 1605-1621

 Abstract : 43 |  PDF : 42



PDF (<https://journal.untar.ac.id/index.php/ijaeb/article/view/35497/21502>)

HOW CORPORATE GOVERNANCE MODERATES THE LINK BETWEEN EARNINGS MANAGEMENT AND FIRM VALUE (<https://journal.untar.ac.id/index.php/ijaeb/article/view/35498>)

DOI : 10.24912/ijaeb.v3i3.1622-1635 (<https://doi.org/10.24912/ijaeb.v3i3.1622-1635>)

Nurainun Bangun (search?authors=Nurainun Bangun) , Khairina Natsir (search?authors=Khairina Natsir)

page 1622-1635

 Abstract : 58 |  PDF : 73



PDF (<https://journal.untar.ac.id/index.php/ijaeb/article/view/35498/21503>)

PROFITCAPABILITY, NET WORKING CAPITAL, FIRM SIZE, AND LIQUIDITY FACTORS IN AFFECTING CASH HOLDING (<https://journal.untar.ac.id/index.php/ijaeb/article/view/35499>)

DOI : 10.24912/ijaeb.v3i3.1636-1644 (<https://doi.org/10.24912/ijaeb.v3i3.1636-1644>)

Rini Tri Hastuti (search?authors=Rini Tri Hastuti) , Ardiansyah Ardiansyah (search?authors=Ardiansyah Ardiansyah) , Ellen Valeria (search?authors=Ellen Valeria) , Michelle Chang (search?authors=Michelle Chang)

page 1636-1644

 Abstract : 56 |  PDF : 46



PDF (<https://journal.untar.ac.id/index.php/ijaeb/article/view/35499/21504>)

EARNING MANAGEMENT AND LEVERAGE AS FACTORS AFFECTING TAX AVOIDANCE MODERATED BY POLITICAL CONNECTIONS (<https://journal.untar.ac.id/index.php/ijaeb/article/view/35500>)

DOI : 10.24912/ijaeb.v3i3.1645-1656 (<https://doi.org/10.24912/ijaeb.v3i3.1645-1656>)

Jessenia Lorreta Hariyanto (search?authors=Jessenia Lorreta Hariyanto) , Linda Santioso (search?authors=Linda Santioso)

page 1645-1656

 Abstract : 85 |  PDF : 56


PDF (<https://journal.untar.ac.id/index.php/ijaeb/article/view/35500/21505>)

FACTORS THAT AFFECT DIVIDEND POLICY DURING THE COVID-19 PANDEMIC (<https://journal.untar.ac.id/index.php/ijaeb/article/view/35501>)

DOI : 10.24912/ijaeb.v3i3.1657-1669 (<https://doi.org/10.24912/ijaeb.v3i3.1657-1669>)

Evelyn Aristie (search?authors=Evelyn Aristie) , Herlin Tundjung Setijaningsih (search?authors=Herlin Tundjung Setijaningsih)

page 1657-1669

 Abstract : 43 |  PDF : 68

PDF (<https://journal.untar.ac.id/index.php/ijaeb/article/view/35501/21506>)

THE INFLUENCE OF PROFITABILITY, FINANCIAL PERFORMANCE, AND CSR-D PRACTICES ON STOCK RETURN (<https://journal.untar.ac.id/index.php/ijaeb/article/view/35502>)

DOI : 10.24912/ijaeb.v3i3.1670-1677 (<https://doi.org/10.24912/ijaeb.v3i3.1670-1677>)

Jessica Hannah Kamu (search?authors=Jessica Hannah Kamu) , Agustin Ekadjaja (search?authors=Agustin Ekadjaja)

page 1670-1677

 Abstract : 77 |  PDF : 55



PDF (<https://journal.untar.ac.id/index.php/ijaeb/article/view/35502/21507>)

THE EFFECT OF INSTITUTIONAL OWNERSHIP, BOARD SIZE, AND INDEPENDENT COMMISSIONER ON FINANCIAL PERFORMANCE (<https://journal.untar.ac.id/index.php/ijaeb/article/view/35503>)

DOI : 10.24912/ijaeb.v3i3.1678-1689 (<https://doi.org/10.24912/ijaeb.v3i3.1678-1689>)

Diana Kristiani (search?authors=Diana Kristiani) , Agustin Ekadjaja (search?authors=Agustin Ekadjaja)

page 1678-1689

 Abstract : 115 |  PDF : 94



PDF (<https://journal.untar.ac.id/index.php/ijaeb/article/view/35503/21508>)

THE INFLUENCE OF PROFITABILITY, INSTITUTIONAL OWNERSHIP, AND MANAGERIAL OWNERSHIP ON STOCK RETURN IN THE ENERGY SECTOR (<https://journal.untar.ac.id/index.php/ijaeb/article/view/35504>)

DOI : 10.24912/ijaeb.v3i3.1690-1701 (<https://doi.org/10.24912/ijaeb.v3i3.1690-1701>)

Jessica Verlyn Aurora (search?authors=Jessica Verlyn Aurora) , Agustin Ekadjaja (search?authors=Agustin Ekadjaja)

page 1690-1701

 Abstract : 76 |  PDF : 105



PDF (<https://journal.untar.ac.id/index.php/ijaeb/article/view/35504/21509>)

THE IMPACT OF CORPORATE GOVERNANCE, PROFITABILITY AND LIQUIDITY ON DIVIDEND POLICY IN NON-CYCLICAL SECTOR COMPANIES LISTED ON THE INDONESIA STOCK EXCHANGE FOR THE 2021-2023 PERIOD (<https://journal.untar.ac.id/index.php/ijaeb/article/view/35505>)

DOI : 10.24912/ijaeb.v3i3.1702-1713 (<https://doi.org/10.24912/ijaeb.v3i3.1702-1713>)

Emilie Monique Bonal (search?authors=Emilie Monique Bonal) , Linda Santioso (search?authors=Linda Santioso)

page 1702-1713

 Abstract : 71 |  PDF : 66


PDF (<https://journal.untar.ac.id/index.php/ijaeb/article/view/35505/21510>)

THE EFFECTS OF QUALITY, ECONOMIC, SOCIAL, AND CAREER MOTIVATION ON PUBLIC ACCOUNTANTS' INTEREST IN TAKING THE CPA EXAM (<https://journal.untar.ac.id/index.php/ijaeb/article/view/35506>)

DOI : 10.24912/ijaeb.v3i3.1714-1734 (<https://doi.org/10.24912/ijaeb.v3i3.1714-1734>)

Jesselyn Oeyardi (search?authors=Jesselyn Oeyardi) , Yanti Yanti (search?authors=Yanti Yanti)

page 1714-1734

 Abstract : 68 |  PDF : 47

PDF (<https://journal.untar.ac.id/index.php/ijaeb/article/view/35506/21511>)

View All Issues  (<https://journal.untar.ac.id/index.php/ijaeb/issue/archive>)

TOOLS

use APA style, download here



(<https://csl.mendeley.com/styleInfo/>?

styleId=http%3A%2F%2Fwww.zotero.org%2Fstyles%2Fapa)

Template



([https://docs.google.com/document/d/1b14ZM9LhreVEtxDg2HL4BRiXJLwnku2s/edit?](https://docs.google.com/document/d/1b14ZM9LhreVEtxDg2HL4BRiXJLwnku2s/edit?usp=sharing&ouid=113036177340782085542&rtpof=true&sd=true)

[usp=sharing&ouid=113036177340782085542&rtpof=true&sd=true\)](https://docs.google.com/document/d/1b14ZM9LhreVEtxDg2HL4BRiXJLwnku2s/edit?usp=sharing&ouid=113036177340782085542&rtpof=true&sd=true)

PROFILE MENU

Contact

Editorial Team (</index.php/ijaeb/about/editorialTeam>)

Focus and Scope (</index.php/ijaeb/about#focusAndScope>)

Indexing



(<https://statcounter.com/p12907097/summary/>)

View My Stats (<https://statcounter.com/p12844469/?guest=1>)

ISSN

ISSN 2987-1972



(<https://issn.brin.go.id/terbit/detail/20230426411707807>)

ISSN PUSAT NASIONAL ISSN INDONESIA (<https://issn.brin.go.id/terbit/detail/20230426411707807>)

Platform & workflow by OJS / PKP

(<https://journal.untar.ac.id/index.php/ijaeb/about/aboutThisPublishingSystem>)



Home (<https://journal.untar.ac.id/index.php/ijaeb/index>) / Editorial Team

Editorial Team

Editor in Chief

Hetty Karunia Tunjungsari 

Universitas Tarumanagara, Indonesia



Executive Editor

Linda Linchin Lin 

Kunshan University, Taiwan

Lai Yin Ling 

INTI International University, Malaysia

Managing Editor

Cokki Cokki 

Universitas Tarumanagara, Indonesia


Teoh Ai Ping 

Universiti Sains Malaysia, Malaysia


Masmira Kurniawati 

Airlangga University, Indonesia

Section Editor

Galuh Mira Saktiana 

Universitas Tarumanagara, Indonesia

Halim Putera Siswanto 

Universitas Tarumanagara, Indonesia

TOOLS

use APA style, download here



([https://csl.mendeley.com/styleInfo/?](https://csl.mendeley.com/styleInfo/?styleId=http%3A%2F%2Fwww.zotero.org%2Fstyles%2Fapa)

[styleId=http%3A%2F%2Fwww.zotero.org%2Fstyles%2Fapa](https://csl.mendeley.com/styleInfo/?styleId=http%3A%2F%2Fwww.zotero.org%2Fstyles%2Fapa))

Template



([https://docs.google.com/document/d/1b14ZM9LhreVETxDg2HL4BRiXJLwnku2s/edit?](https://docs.google.com/document/d/1b14ZM9LhreVETxDg2HL4BRiXJLwnku2s/edit?usp=sharing&oid=113036177340782085542&rtpof=true&sd=true)

[usp=sharing&oid=113036177340782085542&rtpof=true&sd=true](https://docs.google.com/document/d/1b14ZM9LhreVETxDg2HL4BRiXJLwnku2s/edit?usp=sharing&oid=113036177340782085542&rtpof=true&sd=true))

PROFILE MENU

Contact

Editorial Team (</index.php/ijaeb/about/editorialTeam>)

Focus and Scope (</index.php/ijaeb/about#focusAndScope>)

Indexing



(<https://statcounter.com/p12907097/summary/>)

View My Stats (<https://statcounter.com/p12844469/?guest=1>)

ISSN

ISSN 2987-1972



(<https://issn.brin.go.id/terbit/detail/20230426411707807>)

9 772987 197004

Platform & workflow by OJS / PKP

(<https://journal.untar.ac.id/index.php/ijaeb/about/aboutThisPublishingSystem>)

THE INFLUENCE OF SALES GROWTH, LEVERAGE, COMPANY SIZE, AND PROFITABILITY ON TAX AVOIDANCE IN CONSUMER NON-CYCLICALS COMPANIES FROM 2021 TO 2023

Cecilia Dintia¹, Linda Santioso^{2*}

¹ Faculty of Economics and Business, Universitas Tarumanagara, Jakarta, Indonesia
Email: cecilia.125210097@stu.untar.ac.id

² Faculty of Economics and Business, Universitas Tarumanagara, Jakarta, Indonesia*
Email: lindas@fe.untar.ac.id

*Corresponding Author

Submitted: 19-06-2025, Revised: 16-07-2025, Accepted: 30-07-2025

ABSTRACT

The purpose of this study is to gather empirical data regarding the effects of sales growth, leverage, company size, and profitability on tax avoidance. Focusing on consumer non-cyclicals companies that listed on the Indonesia Stock Exchange (IDX), the study used a purposive sampling method to select a data set of 124 samples from 52 companies covering the period 2021 to 2023. To analyze the data, SPSS version 25 was employed, and multiple linear regression analysis was applied to examine the relationships among these variables. The findings indicate that sales growth has a positive effect on tax avoidance. Conversely, profitability shows indicates a detrimental effect on tax avoidance. Meanwhile, leverage and company size were found to have no significant effect on tax avoidance within the sample. This study aims to contribute to the literature on tax avoidance by clarifying the role of specific financial factors in influencing tax strategies among consumer non-cyclicals companies in Indonesia. The expectation is to minimize tax avoidance actions that could result in significant losses to the state. The insights provided can serve as valuable references for managers and policymakers, helping them to understand the financial characteristics that drive tax avoidance behavior. Additionally, this research encourages further exploration into other factors that may influence tax avoidance, ultimately supporting a more comprehensive understanding of corporate tax practices.

Keywords: *Sales Growth, Leverage, Company Size, Profitability, Tax Avoidance*

1. INTRODUCTION

The evolution of technology during the globalization era indirectly forces every country to continuously make changes and improvements, one of which is infrastructure development. The development of a country's infrastructure requires a significant amount of funds. Therefore, the government mandates public participation through tax payments. Taxes are the obligations of citizens to the government, owed by citizens and businesses, which can be enforced according to the legislation, not anticipating immediate profits, and are used to finance government needs for the welfare of the individual (Mardiasmo, 2019,3). The government requires all taxpayers to pay taxes regularly. However, compliance in paying taxes by both individual taxpayers and businesses often does not meet expectations. These factors make taxes a burden and obligation, which can trigger avoidance of taxes.

A company's attempt to legitimately reduce taxes without breaking any tax laws is known as tax avoidance (Yohan & Pradipta, 2019). Avoidance of taxes can occur due to different factors. The methods applied in tax avoidance exploit loopholes found in rules pertaining to taxes and tax laws to lessen the total tax amount due. By exploiting the ambiguities in tax laws, tax avoidance is a legitimate method of avoiding taxes. Although legally, companies do not violate regulations when engaging in tax avoidance, some parties agree that avoidance of tax is something unacceptable because it directly results in a reduction in state tax revenues.

One example of a company engaging in tax avoidance is PT. Adaro Energy Tbk. This business is among Indonesia's biggest mining firms. According to information from finance.detik.com, PT. Adaro Energy Tbk employed tax tricks, also known as transfer pricing, through its subsidiary in Singapore. This led to PT. Adaro Energy Tbk paying lower taxes than they should have in Indonesia, 125 million US dollars, or approximately 1.75 trillion IDR (at a 14,000 IDR exchange rate), and this practice had been going on from 2009 to 2017. This is certainly very detrimental to the state and must be addressed immediately for the advancement of the country's infrastructure.

Based on the phenomena and cases that have occurred in the past, it is expected that companies will be able to pay taxes compliance with the rules and legislation that apply without attempting or planning tax avoidance. Therefore, the existence of such cases serves as an encouragement and motivation to conduct research on tax avoidance in an effort to provide information regarding the elements that lead businesses to use tax avoidance techniques. This will help minimize tax avoidance practices in the future. Consequently, it's critical to conduct testing regarding the elements that impact tax avoidance.

The independent variables considered in this study include sales growth, profitability, leverage, and company size. It is important to investigate the connection between these variables and tax avoidance. The company size variable is used in this study because the earnings generated by a corporation increase with its size, which is directly related to the higher tax burden of the company. Meanwhile, the leverage variable can actually reduce profits, which can also decrease the tax burden on the business. For the profitability variable, the higher the profitability, the higher the tax burden the company faces. On the other hand, increasing sales growth will increase profits, leading to a higher tax burden. The relationships between these variables are the reason this study is conducted, to understand their connection with tax avoidance. Tax avoidance itself is an action commonly taken to minimize tax liability by exploiting existing legal loopholes.

As stated by (Jensen, Michael C, & Meckling) An agency relationship is a formal agreement between an investor (principal) and a manager (agent). Shareholders, as the providers of capital, aim to maximize the returns on their investment, while management, who is authorized to run the company, is assumed to seek higher financial compensation from the company. The existence of agency theory drives agents to enhance the company's profitability (Lestari, Jihan, & Solikhah, 2019). This difference serves as the background for the emergence of agency problems (Jensen dan Meckling 1976). Agency problems tend to arise when the agent (company management) takes actions that harm the shareholders as principals (Godfrey et al. 2010, 362). The grounded theory for this research focuses on the impact of Company Size, Leverage, Profitability, and Sales Growth on Tax Avoidance. This study collects data from companies to understand how these factors influence corporate decisions regarding tax avoidance.

The government is the principal of this research, and the agent is the consumer non-cyclicals companies (taxpayers). Due to differing interests and Indonesia's taxation system, which assigns taxpayers the responsibility of figuring out and filing their own taxes, this situation can lead to endeavor to reduce taxes through tax planning strategies, including tax avoidance (Tebiono & Sukadana, 2019). According to (Darsani, Asri, & Sukartha, 2021), companies consider taxes as a burden, leading them to aim for the smallest possible tax payments to the government. Managers therefore work to control the tax liability of the business in order to

optimize profits. The government or principle, on the other hand, anticipates that every taxpayer will pay the most possible in taxes.

Tax avoidance

Taxpayers generally aim for low tax payments. Therefore, they strive to engage in legal tax avoidance, known as Tax Avoidance. The term "tax avoidance" describes the legal manipulation of income, adhering to tax regulation, to lessen the quantity of taxes due. Through activities related to tax planning, structured actions are taken to minimize the tax burden as much as possible by leveraging existing rules to maximize post-tax profits. Tax avoidance behavior is also a form of planning that approaches a gray area; however, it does not involve criminal elements because the company conducts transactions transparently, properly, and supports them with evidence that complies with the law and is accurate. (Fauzan, Arsanti, & Fatchan, 2021)

Company Size

One of the factors in determining the amount of tax a business pays is the size of the business, which consequently reflects the peaks and troughs of its operational activities. The more intricate and frequent the business dealings, the greater the opportunity to minimize its tax bill (Rahmayani, Hernita, & Riyadi, 2023). Research conducted by (Meilinda, Rahmadhani, & Usman, 2024) contends that tax evasion is positively impacted by a company's size. These results are consistent with those of (Niariana & Anggraeni, 2022) and (Arandea, 2023). Meanwhile, studies by (Kalbuana, Taqi, & Uzliawati, 2023), (Rizqi & Pratiwi, 2024), and (Fauzan, Wardan, & Nashirotnun 2019) suggest that the size of a company negatively affects avoidance of tax. Additionally, research by (Mahdiana & Amin, 2020), (Raga, Andayani, Pertiwi, Julaeha, & Harjo, 2023), (Gunaasih, 2021) concludes that company size is unaffected by a company's size. A company's size as determined by its total assets, affects its behavior toward tax avoidance. The bigger the assets a company possesses, the higher its operational costs, which may increase the likelihood of the company avoiding taxes.

H1: Company size has a positive impact on tax avoidance (See **Figure 1**)

Leverage

According to (Sayati, Evana, & Dharma, 2023), leverage represents the capacity of a business to settle its debts using equity. In line with theory of agency, which describes the connection between agents and principals, The manager's use of debt to fund the business's operations is a connection between the agent (manager) and the principle (owner/shareholder). When a company uses debt as part of its financing composition, it incurs interest expenses that must be paid, which will reduce taxable income. Research conducted by (Widyastuti, Meutia, & Candrakanta, 2022) shows that leverage positively influences avoidance of tax. This result is consistent with research by (Mahdiana & Amin, 2020) (Fauzan, Wardan, & Nashirotnun, 2019) and (Mahdiana & Amin, 2020). On the other hand, other studies, such as those by (Paramita, Ardiansah, Delyuzar, & Dzulfikar, 2023) and (Rosa, Hartono, & Ulfah, 2022) indicate that leverage negatively influences tax avoidance. Meanwhile, findings from (Eddy, Angela, & Erna, 2020), (Nailufaroh, Suprihatin, & Mahardini, 2022), (Tanevia, Tanvanno, & Gavin, 2024), and (Yohan & Pradipta, 2019) imply that tax avoidance is unaffected by leverage. The greater the business's funding derived from debt, the greater the interest expenses incurred, leading to reduced pre-tax profits and a lower tax burden, thus reducing the company's tax avoidance actions.

H2: Leverage has a negative impact on tax avoidance (See **Figure 1**)

Profitability

According to (Niariana & Anggraeni, 2022), Return on assets (ROA), one of several financial ratios, is one way to estimate profitability, which is a metric used to analyze a company's performance. ROA or return on assets, gauges a business's capacity to make money of its assets. The more profit the business makes, the higher the ROA number. Based on the research results of (Sholekah & Oktaviani, 2022) Tax avoidance is positively impacted by profitability. These results align with the findings of (Mahdiana & Amin, 2020), (Widyastuti, Meutia, & Candrakanta, 2022) and (Gunaasih, 2021). Conversely, studies carried out by (Sitanggang & Leusiana, 2023), (Sriyono & Andesto, 2022), and (Tebiono & Sukadana, 2019) discovered that tax evasion is negatively impacted by profitability. Another study by (Krisnawati, Sarsiti, & Mellindina, 2023) and (Rosa, Hartono, & Ulfah, 2022) determined that tax evasion is unaffected by profitability. If the ROA value increases, it reflects better company performance. Good company performance results in higher profits, which can influence the company's tax burden to rise. Therefore, the higher the ROA value, the greater the business's tax planning activities, which decreases the tendency for tax avoidance (Fauzan, Wardan, & Nashirotnun, 2019).

H3: Profitability has a negative impact on tax avoidance. (See **Figure 1**)

Sales Growth

(Kholifah & Ariyani, 2023) state that sales growth can be seen from changes in the company's total assets over a period, as changes in assets can indicate whether the company is growing or not. It might be claimed that the business is expanding if its assets rise, and if the company's assets decrease, it can be said that the company is not growing. Research conducted by (Junrida & Djuharn, 2023) indicates that rise in sales has a positive effect on tax avoidance. This result is in line with the research of (Dewi, Hardika, & Wijana, 2022). here are differing research results, such as those conducted by (Prastiawati & Tumirin, 2022), (Satria & Lunardi, 2023), and (Tanevia, Tanvanno, & Gavin, 2024) which claim that tax avoidance is negatively impacted by sales growth. Other studies by (Sholekah & Oktaviani, 2022), (Annisa, Kertarajasa, Hamzah, Gozali, & Sitepu, 2023), and (Mahdiana & Amin, 2020) state that avoidance of taxes is unaffected by sales growth. Sales have an impact on tax avoidance since larger sales translate into higher revenue or profit, and higher profits translate into higher taxes for the business. Therefore, the incidence of tax avoidance is significantly impacted by sales.

H4: Sales Growth size has a positive impact on tax avoidance. (See **Figure 1**)

The conceptual structure will describe how Company Size, Leverage, Profitability, and Sales Growth influence Tax Avoidance, presented as follows:

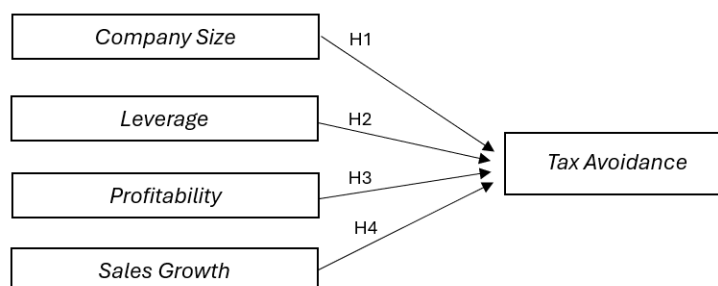


Figure 1. Research Framework

2. RESEARCH METHOD

Purposive sampling is the method of sampling that is employed. According to (Sahir, 2021:36), purposive sampling is a sampling technique that is conducted based on certain considerations. The sample selection criteria are as follows: 1) Consumer non-cyclical businesses that were listed between 2020 and 2023 on the IDX. 2) Consumer non-cyclicals companies that consistently release financial statements as of December 31 during the 2020-2023 period. 3) Consumer non-cyclicals businesses that publish financial reports in Rupiah between 2020 and 2023. 4) Non-cyclical consumer businesses that stayed in the same industry from 2021 to 2023. This study adopts a quantitative approach, focusing on the analysis of numerical data. Secondary data from financial statements is what was used, taken from each company's official website as well as the IDX website. The study performs classical assumption tests, including tests for multicollinearity, heteroscedasticity, autocorrelation, and normality. Multiple linear regression and hypothesis testing are then used to examine the gathered data in order to get insightful data and pertinent findings. All data processing in this study is conducted using SPSS version 25. Tax avoidance is the study's dependent variable, while the independent factors are sales growth, company size, leverage, and profitability, as outlined in Table 1 below:

Table 1. Operational Variable
 Source: Compiled by Author

Variable	Scale	Proxy
Tax Avoidance	Ratio	$CETR = \frac{\text{Payment of Tax}}{\text{Profit Before Tax}}$
Profitability	Ratio	$ROA = \frac{\text{Net Profit}}{\text{Total Asset}}$
Company Size	Ratio	Log Natural (Total Asset)
Leverage	Ratio	$DER = \frac{\text{Total Liability}}{\text{Total Equity}}$
Sales Growth	Ratio	$SG = \frac{Pt - (Pt-1)}{Pt-1}$

3. RESULTS AND DISCUSSIONS

Table 2. Descriptive Statistics Result
 Source: Result from SPSS ver 25

	N	Minimum	Maximum	Mean	Std. Deviation
CETR2	124	.1901544	.2657023	.219685814	.0138345908
ROA2	124	-.0313194	.2180287	.089604731	.0543200646
DER2	124	.1049846	4.8527301	.763852817	.6313692862
CS2	124	25.5706626	32.8333868	29.347424935	1.6578549201
SG2	124	-.1967989	.4828814	.125988801	.1444518428
Valid N (listwise)	124				

The descriptive statistics table's findings indicate that 124 data points were used in total for this investigation. The minimum value in this study's sample data denotes the lowest value, while the maximum value indicates the greatest value. The mean value represents the arithmetic average of all the study's sample data. The degree to which observations deviate from the mean is indicated by the standard deviation value. The dependent variable, Tax Avoidance (CETR), has the lowest (minimum) value of 0.1901544, recorded by Midi Utama Indonesia Tbk. in 2021, and the highest (maximum) value of 0.2657023, recorded by Sampoerna Agro Tbk. in 2021. The average value of Tax Avoidance (CETR) in the sample data is 0.219685814, and the standard deviation is 0.138345908. A low degree of data

deviation is the outcome of an even or homogenous data distribution, which is indicated when the standard deviation is less than the mean.

The independent variable Profitability (ROA) has the lowest (minimum) value of -0.0313194, recorded by Millennium Pharmacon International Tbk. in 2023, and the highest (maximum) value of 0.2180287, recorded by Akasha Wira International Tbk. in 2022. The average value of Profitability (ROA) in the sample data is 0.89604731, and 0.0543200646 is the standard deviation, which falls short of the mean value. This suggests that the distribution of data is even or homogeneous, resulting in a low level of data deviation.

The independent variable Leverage (DER) has the lowest (minimum) value of 0.1049846, recorded by Wilmar Cahaya Indonesia Tbk. in 2022, and the highest (maximum) value of 4.8527301, recorded by Millennium Pharmacon International Tbk. in 2023. The average value of Leverage (DER) in the sample data is 0.76385281, and the standard deviation is 0.6313692862, which falls below the mean value. This shows that the information of data distribution is even or homogeneous, resulting in a low level of data deviation.

The variable that is independent Size of the Company has the lowest (minimum) value of 25.5706626, recorded by Era Mandiri Cemerlang Tbk. in 2021, and the highest (maximum) value of 32.8333868, recorded by Indofood Sukses Makmur Tbk. in 2023. The average value of Company Size in the sample data is 29.347424935, and the standard deviation is less than the average value, at 1.6578549201. This suggests that there is little data variance since the data distribution is even or homogeneous.

With a minimum value of -0.1967989, the independent variable Sales Growth has the lowest value, recorded by Gozco Plantations Tbk. in 2022, and the highest (maximum) value of 0.4828814, recorded by Wilmar Cahaya Indonesia Tbk. in 2021. The average value of Company Size in the research sample is 0.125988801, and the standard deviation is 0.1444518428, which is larger than the average value. This shows that the data distribution is uneven or heterogeneous, meaning the level of data variation is high.

Classical Assumption Test

To ascertain whether the study's data is regularly distributed, Utilizing the One-Sample Kolmogorov-Smirnov test used to calculate the residual normality test findings. Since the Asymp. Sig. (2-tailed) value is larger than 0.05, the One-Sample Kolmogorov-Smirnov Test results show that the information is distributed normally. The remaining data is dispersed naturally, based on the normality test's findings, which indicate an Asymp. Sig. (2-tailed) value of 0.200, which surpasses 0.05.

To determine if the regression's independent variables model have a strong association with one another, the multicollinearity test results are utilized. The multicollinearity test's findings show that there are no issues with the independent variables' multicollinearity because all the variables have tolerance values over 0.1 and VIF values below 10. Given that the independent variables do not correlate, these findings show that the data is appropriate for inclusion in the study.

The heteroscedasticity test was conducted by examining the probability value. The Company Size variable has a Sig. value of 0.158 > 0.05, indicating no heteroscedasticity. The Profitability variable has a Sig. value of 0.288 > 0.05, indicating no heteroscedasticity. The

Leverage variable has a Sig. value of 0.231 > 0.05, indicating no heteroscedasticity. The Sales Growth variable has a Sig. value of 0.720 > 0.05, indicating no heteroscedasticity.

The Durbin-Watson test was used to conduct the autocorrelation test, with the Durbin-Watson statistic value of 1.943, which falls between -2 and 2, indicating no autocorrelation.

Hypothesis Testing

Table 3. Regression Test Results
 Source: Result from SPSS ver 25

Model		Unstandardized Coefficients		Standardized	t	Sig.
		B	Std. Error	Coefficients Beta		
1	(Constant)	.214	.017		12.825	.000
	ROA2	-.190	.018	-.747	-10.306	.000
	DER2	-.003	.002	-.133	-1.849	.067
	CS2	.001	.001	.095	1.419	.159
	SG2	.016	.007	.168	2.450	.016

a. Dependent Variable: CETR2

Table 4. Hypothesis Test Results
 Source: Processed by the researcher

Hypothesis		Sig.	Result
H1	Comapany size has a positive impact on tax avoidance	0.159	Rejected
H2	Leverage has a negative impact on tax avoidance	0.067	Rejected
H3	Profitability has a negative impact on tax avoidance	0.000	Accepted
H4	Sales growth has a positive impact on tax avoidance	0.016	Accepted

The following is one way to formulate the multiple linear regression equation:
 $CETR = 0.214 - 0.190 ROA - 0.003 DER + 0.001 CS + 0.016 SG$

Based on the F-test results, the Sig. value is 0.000, which is less than 0.05. This indicates that the regression model used in this study is fit.

The R-test results show $R = 0.707$, showing that the independent and dependent variables have a virtually perfect connection (0.70-0.89).

The Adjusted R Square (R^2) test was used in this study to measure the ability of the independent factors to provide an explanation for the dependent one. The Adjusted R Square value is 0.483, indicating that the independent variables currently explain 48.3% of the dependent variable, while the remaining 51.7% is influenced by other variables.

The Influence of Company Size on Tax Avoidance

Based on Table 4, it can be concluded that the Company Size (X1) variable does not have a significant effect on Tax Avoidance (Y) because the significance value for Company Size is 0.159, This above the 0.05 level of significance ($0.159 > 0.05$). As a result, H1 is rejected in this study. This indicates that the Company Size variable does not influence tax avoidance, indicating that tax avoidance is unaffected by a company's size. This is because tax avoidance

is not exclusively performed by large-scale companies; medium-sized and small companies also engage in tax avoidance, though their total impact on state revenue is not very significant. Nevertheless, whether tax avoidance is conducted by large, medium, or small companies, tax authorities will still pursue such practices.

The Influence of Leverage on Tax Avoidance

Based on Table 4, it can be concluded that the Leverage (X2) variable does not have a significant effect on Tax Avoidance (Y) because the significance value for Leverage is 0.067, which is greater than the significance level of 0.05 ($0.067 > 0.05$). As a result, H2 is rejected in this study. If the interest expense from the company's long-term debt is low, it can be said that the interest expense does not significantly influence tax avoidance.

The Influence of Profitability on Tax Avoidance

Table 4 indicates that there is a significant relationship between the Profitability (X3) variable and Tax Avoidance (Y), as the profitability significance value is 0.000, below the significance limit of 0.05 ($0.000 < 0.05$). H3 is therefore approved for use in this investigation. This is because taxes and corporate profits are directly proportional. If the ROA value increases, it reflects improved company performance. Good company performance results in higher profits, which in turn affects the tax burden on the business, making it higher as well. Therefore, An organization's tax planning improves with a greater ROA value, which also lessens the likelihood of tax avoidance.

The Influence of Sales Growth on Tax Avoidance

Since the significance value for sales growth is 0.016, which is below the significance limit of 0.05 ($0.016 < 0.05$), Table 4 suggests that the Sales Growth (X3) variable significantly affects Tax Avoidance (Y). As a result, H3 is accepted in this study. The greater the sales of this year over those of the prior year, the greater the sales growth ratio, leading to higher profits. This corresponds to an increase in the tax burden borne by the company, which triggers tax avoidance activities.

4. CONCLUSIONS AND SUGGESTIONS

The following conclusions about this investigation can be drawn from the generated hypothesis testing: 1) Tax avoidance is not significantly impacted by a company's size. 2) Leverage has no discernible impact on tax avoidance. 3) Tax avoidance is significantly impacted negatively by profitability. 4) Tax avoidance is significantly reduced by sales growth.

This study has several limitations, such as only measuring a few independent variables like company size, leverage, profitability, and sales growth. Additionally, the research object only focuses on one type of industry, namely Non-cyclical consumer businesses that are listed on the Indonesia Stock Exchange (BEI), Thus the findings of this research cannot be applied to other types of industries. The data used also covers a short period, just three years, from 2021 to 2023. Due to these limitations, some recommendations for future research include adding other independent variables that might affect tax avoidance, extending the research period, and broadening the scope of the study.

REFERENCES

- Annisa, M. L., Kertarajasa, A. Y., Hamzah, R. S., Gozali, E. O., & Sitepu, C. D. (2023). The analysis of influence growth sales and fixed asset intensity on tax avoidance. *Enrichment: Journal of Management*.
- Arandea, R. M. (2023). The Effect Of Good Corporate Governance And Company Size On Tax Avoidance (Empirical Study On Agricultural Sector Companieslisted On The Indonesia Stock Exchange For The Period 2017-2019). *Jurnal Syntax Dmiration*.
- Darsani, Asri, P., & Sukartha, I. M. (2021). The Effect of Institutional Ownership, Profitability, Leverage and Capital Intensity Ratio on Tax Avoidance. *American Journal of Humanities and Social Sciences Research (AJHSSR)*.
- Dewi, K. T., Hardika, N. S., & Wijana, I. M. (2022). The Effect of Good Corporate Governance, Sales Growth, Leverage, And Profitability on Tax Avoidance. *Repository Politeknik Negeri Bali*.
- Eddy, E. P., Angela, A., & Erna. (2020). The Impact Analysis of Return on Asset, Leverage and Firm Size to Tax Avoidance. *Jurnal Akuntansi, Program Studi Akuntansi, Fakultas Ekonomi, Universitas Kristen Maranatha*.
- Fauzan, Arsanti, D. P., & Fatchan, I. N. (2021). The Effect of Financial Distress , Good Corporate Governance , and Institutional Ownership on Tax Avoidance (Empirical Study of Manufacturing Companies in the Consumer Goods Industry Sector Listed on the Indonesia Stock Exchange for the 2016-2019 Period. *Riset Akuntansi Dan Keuangan Indonesia*.
- Fauzan, Wardan, D. A., & Nashirotnun . (2019). The Effect of Audit Committee, Leverage, Return on Assets, Company Size, and Sales Growth on Tax Avoidance. *Jurnal Riset Akuntansi dan Keuangan Indonesia*.
- Godfrey, Jayne, Hodgson, A., Tarca, A., Hamilton, J., & Holmes, S. (2010). *Accounting Theory 7th Edition*. Australia: John Wiley & Sons.
- Gunaasih, S. P. (2021). The Profitability, Leverage, and Company Size of the IDX80 Index on Tax Avoidance in Indonesia Stock Exchange. *Review of Integrative Business and Economics Research, Vol. 10, Supplementary Issue 1*.
- Jensen, Michael C, & Meckling, W. (1976). *Theory Of The Firm: Managerial Behavior, Agency Costs And Ownership Structure*.
- Junrida, S., & Djuharn, D. (2023). The Effect of Corporate Governance, Sales Growth, and Capital Intensity on Tax Avoidance. *Journal of Business and Management Studies* .
- Kalbuana, N., Taqi, M., & Uzliawati, L. (2023). CEO narcissism, corporate governance, financial distress, and company size on corporate tax avoidance. *Cogent Business & Management*.
- Kholifah, N. A., & Ariyani. (2023). Effect of Sales Growth, Profitability, Firm Size and Leverage on Tax Avoidance (Case Study of Automotive Companies on the Indonesia Stock Exchange 2017 – 2021). *Journal of World Conference*.
- Krisnawati, A., Sarsiti, & Mellindina, A. (2023). The Influence Of Profitability, Capital Intensity, Independent Board Of Commissioners, Audit Committee, Managerial Ownership And nstitutional Ownership On Tax Avoidance. *Proceeding of International Conference on Digital Advance Tourism, Management and* .
- Lestari, Jihan, & Solikhah, B. (2019). Lestari, Jihan, andThe Effect of CSR, Tunneling Incentive, Fiscal Loss Compensation, Debt Policy, Profitability, Firm Size to Tax Avoidance. *Accounting Analysis Journal* .
- Mahdiana, M. Q., & Amin, M. N. (2020). Pengaruh Profitabilitas, Leverage, Ukuran Perusahaan, Dan Sales Growth Terhadap Tax Avoidance. *Jurnal Akuntansi Trisakti*.
- Mardiasmo. (2019). *Perpajakan Edisi 2019*. Yogyakarta: CV ANDI OFFSET.

- Meilinda, A., Rahmadhani, S. N., & Usman, A. (2024). *Simposium Ilmiah Akuntansi (SIA)*.
- Nailufaroh, L., Suprihatin, N. S., & Mahardini, N. Y. (2022). The Impact of Leverage, Managerial Ownership, and Capital Intensity on Tax Avoidance (Pengaruh Leverage, Kepemilikan Manajemen, dan Intensitas Modal terhadap Penghindaran Pajak). *Jurnal Keuangan dan Perbankan (KEBAN)*.
- Niariana, D., & Anggraeni, R. D. (2022). Pengaruh Leverage, Ukuran Perusahaan dan Likuiditas Terhadap Penghindaran Pajak (Studi Empiris Perusahaan Manufaktur Subsektor Makanan dan Minuman Pada Tahun 2016 – 2020). *Prosiding: Ekonomi dan Bisnis*.
- Paramita, A. S., Ardiansah, M. N., Delyuzar, R. A., & Dzulfikar, A. (2023). The Analysis of Leverage, Return on Assets, and Firm Size on Tax Avoidance. *Accounting Analysis Journal*.
- Prastiawati, E., & Tumirin. (2022). The Effect of Profitability, Sales Growth, and Capital Intensity on Tax Avoidance. *Indonesian Vocational Research Journal*.
- Raga, R. A., Andayani, W., Pertiwi, H. P., Julaha, & Harjo, D. (2023). The Influence of Profitability and Company Size on Tax Avoidance (A Case Study of Mining Companies Listed on the Indonesia Stock Exchange in 2018-2022). *Ilomata International Journal of Tax & Accounting*.
- Rahmayani, M. W., Hernita, N., & Riyadi, W. (2023). Company Size and Profitability against Tax Avoidance in Coal Sector. *International Journal of Professional Business Review*.
- Rizqi, R. M., & Pratiwi, A. (2024). Tax Avoidance Assessment In Relation To The Institutional Ownership, Size Of The Company, And Profitability. *Jurnal Riset Akuntansi Terpadu*.
- Rosa, H. F., Hartono, A., & Ulfah, I. F. (2022). Pengaruh Return On Asset (Roa), Leverage Dan Intensitas Modal Terhadap Penghindaran Pajak (Tax Avoidance). *Jurnal Ekonomi Syariah Darussalam*.
- Satria, F., & Lunardi, A. (2023). The Effect Of Sales Growth, Profitability And Firm Age Toward Tax Avoidance On Consumer Goods Companies Listed On The Indonesia Stock Exchange. *International Journal Of Sociology, Policy And Law (IJOSPL)*.
- Sayati, A. B., Evana, E., & Dharma, F. (2023). The Effect Of Transfer Pricing, Political Connection, Leverage, And Deferred Tax On Tax Avoidance. *International Journal of Economics, Business and Innovation Research*.
- Sekaran, U., & Bougie, R. (2016). *Research Methods for Business*. United Kingdom: John Wiley & Sons Ltd.
- Sholekah, F. I., & Oktaviani, R. M. (2022). Pengaruh Profitabilitas, Sales Growth Dan Leverage Terhadap Penghindaran Pajak. *Jurnal Ilmiah MEA (Manajemen, Ekonomi, dan Akuntansi)*.
- Sitanggang, T., & Leusiana, S. (2023). The effect of profitability and capital intensity on tax avoidance. *Eximia Journal*.
- Sriyono, & Andesto, R. (2022). The Effect Of Profitability, Leverage And Sales Growth On Tax Avoidance With The Size Of The Company As A Moderation Variable. *Dinasti International Journal of Management Science*.
- Tanevia, V., Tanvanno, K., & Gavin. (2024). Pertumbuhan Penjualan, Likuiditas, Dan Leverage Terhadap Penghindaran Pajak Di Perusahaan Perbankan. *Jurnal Ekonomi & Ekonomi Syariah Vol 7 No 2*.
- Tebiono, J. N., & Sukadana, I. N. (2019). Faktor-faktor yang mempengaruhi tax avoidance pada perusahaan manufaktur yang terdaftar di BEI. *Jurnal Bisnis dan Akuntansi*.

- Widyastuti, S. M., Meutia, I., & Candrakanta, A. B. (2022). The Impact of Leverage, Profitability, Capital Intensity and Corporate Governance on Tax Avoidance. *Integrated Journal Of Business And Economics* .
- Yohan, & Pradipta, A. (2019). Pengaruh Roa, Leverage, Komite Audit, Size, Sales Growth Terhadap Tax Avoidance. *Jurnal Bisnis Dan Akuntansi*.