

Paula Tjatoerwidya Anggarina

5. The Relationship Between Servant Leadership-volume 145

 Utilization of Social Media as a Communication Tool in Introducing the Advantages of a Higher Education

 Paula JFD 2025

 Universitas Tarumanagara

Document Details

Submission ID

trn:oid::1:3206621564

Submission Date

Apr 6, 2025, 9:28 PM GMT+7

Download Date

Apr 6, 2025, 9:33 PM GMT+7

File Name

5_The_Relationship_Between_Servant_Leadership-volume_145.pdf

File Size

338.7 KB

6 Pages

3,386 Words

19,082 Characters

14% Overall Similarity

The combined total of all matches, including overlapping sources, for each database.





Filtered from the Report

- ▶ Bibliography
- ▶ Submitted works
- ▶ Internet sources




Exclusions

- ▶ 2 Excluded Matches

Match Groups

-  **43 Not Cited or Quoted 12%**
Matches with neither in-text citation nor quotation marks
-  **7 Missing Quotations 2%**
Matches that are still very similar to source material
-  **0 Missing Citation 0%**
Matches that have quotation marks, but no in-text citation
-  **0 Cited and Quoted 0%**
Matches with in-text citation present, but no quotation marks

Top Sources

- 0%  Internet sources
- 14%  Publications
- 0%  Submitted works (Student Papers)

Integrity Flags

0 Integrity Flags for Review

No suspicious text manipulations found.

Our system's algorithms look deeply at a document for any inconsistencies that would set it apart from a normal submission. If we notice something strange, we flag it for you to review.

A Flag is not necessarily an indicator of a problem. However, we'd recommend you focus your attention there for further review.

Match Groups

- 43 Not Cited or Quoted 12%**
Matches with neither in-text citation nor quotation marks
- 7 Missing Quotations 2%**
Matches that are still very similar to source material
- 0 Missing Citation 0%**
Matches that have quotation marks, but no in-text citation
- 0 Cited and Quoted 0%**
Matches with in-text citation present, but no quotation marks

Top Sources

- 0% Internet sources
- 14% Publications
- 0% Submitted works (Student Papers)

Top Sources

The sources with the highest number of matches within the submission. Overlapping sources will not be displayed.

1	Publication	Tajuddin Makka, Hisnol Jamali. "The Antecedents, Consequences, And Mediating ...	4%
2	Publication	Muh Firyal Akbar. "Actors' Role in Public Asset Management -- A Study of Limboto...	2%
3	Publication	Simon C.H. Chan, Wai-ming Mak. "The impact of servant leadership and subordin...	2%
4	Publication	Nivedhitha K.S., Angelin Vilma G. "May I serve you? Navigating the employee em...	2%
5	Publication	Galvão Meirinhos, António Cardoso, Maria Neves, Rui Silva, Reiville Rêgo. "Leader...	1%
6	Publication	David M. Mayer, Mary Bardes, Ronald F. Piccolo. "Do servant-leaders help satisfy f...	<1%
7	Publication	Chinese Management Studies, Volume 5, Issue 2 (2011-06-19)	<1%
8	Publication	Doste Khoshnaw, Georgiana Karadas. "Transactional leadership and intellectual c...	<1%
9	Publication	Ami Rokach. "Leadership and Supervision", Routledge, 2021	<1%
10	Publication	Jennifer Yurchisin. "Effects of Retail Store Image Attractiveness and Self-Evaluate...	<1%

The Relationship Between Servant Leadership and Job Satisfaction: The Mediating Effect of Job Empowerment

Linda Lin Chin Lin^{1*}, Agustinus Purna Irawan²,

Paula Tjatoerwidya Anggarina³, Zhang Yu-Wen⁴

¹ Associate Professor, Department of Business Administration, Kun Shan University, Tainan, Taiwan

² Professor, Faculty of Engineer, Tarumanagraa University

³ Lecturer, Faculty of Economics, Tarumanagraa Universitas

⁴ Graduate Student, Department of Business Administration, Kun Shan University, Tainan, Taiwan

ABSTRACT

The purpose of this study was to explore the relationship between servant leadership and job satisfaction, and whether job empowerment will affect job satisfaction. Using the Army aviation unit subordinates as sample and 350 questionnaires were distributed. There were 321 effective questionnaires collected. After conducting data analysis, it was found that servant leadership had positive effect on job satisfaction, supervisors' job empowerment had positive effect on job satisfaction, and servant leadership had positive effect on job satisfaction through work empowerment. Finally, this study discusses about the relation of job satisfaction, and the initial research result of the work empowerment to influence the integration of job satisfaction. In the future, this study hopes to contribute in the leading behavior of Chinese organizations. Based on the results of this study, research limitations and future research was explained in the research process.

Keywords: Servant Leadership, Job Empowerment, Job Satisfaction

1. INTRODUCTION

The competitiveness of an organization's subordinates is an internal core. With the changes of time and the environment, the cadres, employees, and leaders may want to explore the way to success and the different aspects of leadership theory that emerges. As long as it is the organizations or the leaders in the type of leading, each aspect will be explored by researchers.

"The leader" is an indispensable role in the organization and the most important key player in the organization. For the organization, when it comes to carrying out important tasks, "people" is the cornerstone. Therefore, the quality of the members and the attitude of the work will determine whether the organization and the atmosphere can exert the maximum effectiveness and enhance the overall effectiveness of combat. This purpose of this study was mainly to observe the relationship between servant leadership and job satisfaction with the mediating effect of job empowerment.

2. LITERATURE REVIEW

This section explores the association between servant leadership, job satisfaction, and job empowerment, that consists of three sections. The first is servant leadership. The second is job satisfaction, and the third is job empowerment.

2.1 Servant Leadership

The servant leader hopes that the subordinates will improve for their own interests and regard the development of the followers as their own goals. It is not just a mean to reach the leader's or organizational goals. In addition, the servant leadership is assumed to serve the subordinates and avoid the way of treating subordinates inconsistently, as this would violate the basic moral of the concept.

Servant leadership stands out from other theory (LMX, Graen & Uhl-Bien, 1995; Schriesheim, Castro, & Cogliser, 1999) from leadership and the members of leadership exchange. These two structures have some similarities, such as: emphasizing the priority of leader-follower development and enhancing the relationship between leaders and subordinates. The servant leadership is helping people to improve and promote subordinates' empowerment on job which is the most important task of servant leadership. The hypothesis H₁ can be developed as follow:

H₁: Servant leadership has positive and significant impact on job empowerment

2.2 Job Satisfaction

(Xu Shijun, 1977) Job satisfaction is the employee's feelings about their work, and Porter and Lawler (1968) had the same theory: the level of job satisfaction depends on the value of difference between the reality and expected job satisfaction. It means that if the difference is much smaller;

then the level of job satisfaction is higher. On contrary, the level of job satisfaction is lower. (Xu Yujia, 2017) mentioned that job satisfaction refers to the employee's reaction or feeling to about their job and other aspects. Satisfaction is based on the difference between the acquisitions of employee's reality and expected, and those two aspects are negatively correlated. According to Weiss, Dawis, England, and Lofquist (1967), the satisfaction questionnaire is divided into two aspects: internal satisfaction and external satisfaction. The internal satisfaction refers to the individual pair and has five factors: the independence, variability, stability, innovation, sense of safety, and the opportunity of showing ability, authority, moral of work, social status brought by job, and external satisfaction refers to the individual's job satisfaction about promotion and salary for the current job, income and appreciation, technical guidance at work, organizational policies and their implementation methods, and the interaction of subordinates. (Su-Lan Pan, 2006) stated that job satisfaction has 5 factors: self-improving, the interaction with society, knowledge, the characteristic of job, and organization's atmosphere. According to the 5 factors above, we learn that a good characteristic of job will bring the other factors, and then promote subordinates' job satisfaction. The second hypotheses can be developed as follows:

H₂: Servant leadership has positive and significant impact on job satisfaction.

H_{2.1}: Servant leadership has positive and significant impact on internal job satisfaction.

H_{2.2}: Servant leadership has positive and significant impact on external job satisfaction.

2.3 Job Empowerment

Thomas and Velthouse (1990) proposed job empowerment including four cognitive models, which are influence, ability, meaning, and choice. Job empowerment increases employee's internal motivation. Supervisors encourage subordinates to build active cooperation and trust when subordinates make decisions. The influence is about the difference between subordinates' behavior and complete job-related goals. Meaning refers to the target of job which is the value of the subordinates. It is measured by the individual and thoughts or criteria (Thomas and Velthouse,

1990). The choice is the individual's behavior that is based on own decision and he / she has the opportunity to make own decisions. The subordinates who are empowered have clearly recognized that they have the ability to execute and complete the job and have satisfaction on the job. The third hypotheses can be developed as follows:

H₃: Job empowerment has positive and significant impact on job satisfaction

H_{3.1}: Job empowerment has positive and significant impact on internal job satisfaction

H_{3.2}: Job empowerment has positive and significant impact on external job satisfaction

Empowerment originated from community psychology, mental health, and social work's literature in the 1970s and 1980s (Solomon, 1976 & Rappaport, 1981). (Lightfoot, 1985) said that the empowerment is about power and results. It refers to people who have the opportunity of autonomy, responsibility, freedom of choice, and professional authority. The party of management psychology interprets the empowerment, which means to encourage people who have the ability or promote people who have self-improving ability. They could take the initiative, continue to perform tasks, remove obstacles, and achieve organizational goals. The key of authorization empowerment is to improve employee's self-efficacy as well as the management and organizational effectiveness. (Conger, 1989, Kanter, 1993, Bowen, Lawler III, 1992 & Laschinger, 1996). The fourth hypothesis can be developed as follows:

H₄: Servant leadership has an indirectly positive impact on job satisfaction through job empowerment

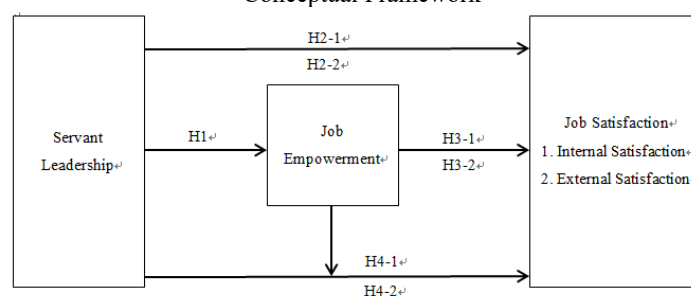
H_{4.1}: Servant leadership has an indirectly positive impact on internal job satisfaction through job empowerment.

H_{4.2}: Servant leadership has an indirectly positive impact on external job satisfaction through job empowerment.

3. RESEARCH METHOD

3.1 Research Structure

Figure 1
Conceptual Framework



3.2 Measurements

3.2.1 Servant Leadership

The preparation of this questionnaire was based on Ehrhart (2004), Ehrhart, M. G. (2004), Ehrhart (1998). The servant leadership behavior scale was compiled into the first draft of the questionnaire based on the object's answer, and then the servant leadership was measured.

3.2.2 Job Satisfaction

The measuring scale was based on Weiss, Dawis, England and Lofquist (1967) Minnesota Satisfaction Questionnaire. This study used a short questionnaire scale, and job satisfaction was divided into two aspects: internal satisfaction and external satisfaction.

3.2.3 Job Empowerment

The measuring scale was based on Spreitzer (1995). The total of 6 questions were then compiled into the first draft

of the questionnaire based on the object's answer. The scale was used to test the degree of job empowerment in the organization.

4. DATA ANALYSIS

4.1. Pearson Correlation

The servant leadership had positive correlation with job empowerment at middle level ($p < .01$) and the R-value was between .40 to .69. The servant leadership had positive correlation with the internal job satisfaction at lower level ($p < .01$) and the R-value was between .10 to .39. The servant leadership had positive correlation with the external job satisfaction at middle level ($p < .01$) and the R-value was between .40 to .69. Meanwhile, job empowerment had positive correlation with internal job satisfaction at lower level ($p < .01$) and the R-value was between .10 to .39. Job empowerment had positive correlation with external job satisfaction at lower level ($p < .01$) and the R-value was between .10 to .39. The correlation matrix can be seen in Table 4-1 as follow:

Table 4-1
Correlation Matrix

Variable	External Job Satisfaction	Internal Job Satisfaction	Servant Leadership	Job Empowerment
External Job Satisfaction	1			
Internal Job Satisfaction	.000	1		
Servant Leadership	.673***	.352***	1	
Job Empowerment	.394***	.376***	.438***	1

***: $p < 0.01$

Source: Data Analysis

4.2 Regression Analysis Results

4.2.1 Servant Leadership and Job Empowerment

The hypothesis 1 was developed to prove the impact of servant leadership on job empowerment. The F-value was 75.425, R^2 was 0.192 and Adjusted R^2 was 0.189. It means that the variation in job empowerment could be explained by the variation in servant leadership as much as 18.9%. The regression coefficient of servant leadership was 0.438 and t-statistics was 8.685. This result shows that servant leadership had positive and significant impact on job empowerment. The hypothesis was accepted (H_1 : Servant leadership has positive and significant impact on job empowerment).

4.2.2 Servant Leadership and Internal Job Satisfaction

The hypothesis 2-1 was developed to prove the impact of servant leadership on internal job satisfaction. The F-value was 44.942, R^2 was 0.124 and Adjusted- R^2 was 0.121. It means that the variation in internal job satisfaction could be explained by the variation in servant leadership as much as 12.1%. The regression coefficient of servant leadership was 0.352 and t-statistics was 6.704. This result shows that servant leadership had positive and significant impact on internal job satisfaction. The hypothesis was accepted (H_{2-1} : Servant leadership has positive and significant impact on internal job satisfaction).

4.2.3 Servant Leadership and External Job Satisfaction

The hypothesis 2-2 was developed to prove the impact of servant leadership and external job satisfaction. The F-value was 263.531, R^2 was 0.453 and Adjusted- R^2 was 0.451. It means that the variation in external job satisfaction could be explained by the variation in servant leadership as much as 45.1%. The regression coefficient of servant leadership was 0.673 and t-statistics was 16.234. This result shows that servant leadership had positive and significant impact on external job satisfaction. The hypothesis was accepted ($H_{2.2}$: Servant leadership has positive and significant impact on external job satisfaction).

4.2.4 Job Empowerment and Internal Job Satisfaction

The hypothesis 3-1 was developed to prove the impact of job empowerment on internal job satisfaction. The F-value was 52.393, R^2 was 0.141 and Adjusted- R^2 was 0.138. It means that the variation in internal job satisfaction could be explained by the variation in job empowerment as much as 13.8%. The regression coefficient of job empowerment was 0.376 and t-statistics was 7.238. This result shows that job empowerment had positive and significant impact on internal job satisfaction. The hypothesis was accepted ($H_{3.1}$: Job empowerment has positive and significantly impact on internal job satisfaction).

Table 4-2
Statistical Test Results

Variable	Job Empowerment	Internal Job Satisfaction	External Job Satisfaction	Internal Job Satisfaction
	Model 1	Model 2-1	Model 2-2	Model 3-1
Servant Leadership Job Empowerment	0.438*** (8.685)	0.352*** (6.704)	0.673*** (16.234)	0.376*** (7.238)
N	321	321	321	321
R^2	0.192	0.124	0.453	0.141
Adjusted- R^2	0.189	0.121	0.451	0.138
F-value	75.425***	44.942***	263.531***	52.393***
(P)	(0.000)	(0.000)	(0.000)	(0.000)

Source: Data Analysis

4.2.5 Job Empowerment and External Job Satisfaction

The hypothesis 3-2 was developed to prove the impact of job empowerment on external job satisfaction. The F-value was 58.793, R^2 was 0.156 and Adjusted- R^2 was 0.153. It means that the variation in external job satisfaction could be explained by the variation in job empowerment as much as 15.3%. The regression coefficient of job empowerment was 0.394 and t-statistics was 7.668. This result shows that job empowerment had positive and significant impact on external job satisfaction. The hypothesis was accepted ($H_{3.2}$: Job empowerment had positive and significant impact on external job satisfaction).

impact of servant leadership on internal job satisfaction. The regression coefficient of job empowerment was 0.122 and servant leadership was 0.620. According to Baron and Kenny (1986), job empowerment is the mediator between servant leadership and internal job satisfaction. The hypothesis was accepted ($H_{4.1}$: Servant leadership has an indirectly positive impact on internal job satisfaction through job empowerment).

4.2.6 Servant Leadership and Internal Job Satisfaction: The Mediating Effect of Job Empowerment

According to the table 4-3, the model 4-1 provided the result: F-value = 35.592, R^2 = 0.183 and Adjusted- R^2 = 0.178. It means that the variation in internal job satisfaction could be explained by the variation in servant leadership and job empowerment as much as 17.8%. Thus, it proved the effectiveness of job empowerment as a mediator in the

4.2.7 Servant Leadership and External Job Satisfaction: The Mediating Effect of Job Empowerment

According to the table 4-3, the model 4-2 provided the result: F-value = 137.832, R^2 = 0.465, and Adjusted- R^2 was 0.462. It means that the variation in external job satisfaction could be explained by the variation in servant leadership and job empowerment as much as 46.2%. Thus, it proved the effectiveness of job empowerment as a mediator in the impact of servant leadership on external job satisfaction. The regression coefficient of job empowerment was 0.271 and servant leadership was 0.233. According to Baron and Kenny (1986), job empowerment is the mediator between servant leadership and external job satisfaction. The hypothesis was accepted ($H_{4.2}$: Servant leadership has an indirectly positive impact on external job satisfaction through job empowerment).

Table 4-3
Statistical Test Results

Variable	External Job Satisfaction	Internal Job Satisfaction	External Job Satisfaction
	Model 3-2	Model 4-1	Model 4-2
Servant Leadership		0.620*** (13.568)	0.233*** (4.128)
Job Empowerment	0.394*** (7.668)	.122*** (2.662)	.271*** (4.808)
N	321	321	321
R ²	0.156	0.183	0.465
Adjust R ²	0.153	0.178	0.462
F-value	58.793***	35.592***	137.832***
(P)	(0.000)	(0.000)	(0.000)

Source: Data Analysis

5. CLOSING SECTION

5.1 Conclusions

Based on data analysis results, there were 10 accepted hypotheses as follows:

H₁: Servant leadership has positive and significant impact on job empowerment

H₂: Servant leadership has positive and significant impact on job satisfaction

H_{2.1}: Servant leadership has positive and significant impact on internal job satisfaction

H_{2.2}: Servant leadership has positive and significant impact on external job satisfaction

H₃: Job empowerment has positive and significant impact on job satisfaction

H_{3.1}: Job empowerment has positive and significant impact on internal job satisfaction

H_{3.2}: Job empowerment has positive and significant impact on external job satisfaction

H₄: Servant leadership has an indirectly positive impact on job satisfaction through job empowerment

H_{4.1}: Servant leadership has an indirectly positive impact on internal job satisfaction through job empowerment

H_{4.2}: Servant leadership has an indirectly positive impact on external job satisfaction through job empowerment.

5.2 Research Limitation

Due to the limitation of people and time, the object ended with the personnel of the Army, and only for the purpose of universal investigation and research. It was impossible to infer the military of other units. The staffs could only be used as the starting for the servant leadership. If a study wants to expand the scope in the future, it is recommended to across other units. In addition, this study was aware of the servant leadership behavior from the perspective of

members, and could not fully understand the interaction between supervisors and subordinates.

In the future, relevant research is recommended to include higher-level supervisors in the sample, so that the interaction between supervisors and subordinates can be better understood.

5.3 Theoretical Recommendations

This study used a questionnaire survey to conduct the research. Subjects may influence the objectivity of the response due to psychological factors, so they were answering in a way that could be impossible to know the trueness of the test as well as the reliability and validity of this research. It is recommended that the subsequent research can be in qualitative method including more in-depth understanding about the real research situations.

REFERENCES

- [1] Barbara Bryant Solomon (1976). Black Empowerment: Social Work in Oppressed Communities. New York: Columbia University Press. 431p.p
- [2] Conger. J. A. 1989, "Leadership : The Art of Empowerment Others", The Academy 53 of Management Executive, 11(1), pp.17- 24. Conger, R
- [3] D. E. Bowen, E. E. Lawler (1992) The Empowerment of Service Workers: What, Why, How, and When. Sloan Manage Rev. 1992 Spring;33(3):31-9.
- [4] Graen, G. B.&Uhl-Bien, M. (1995). Relationship-based approach to leadership: Development of leader-member exchange (LMX) theory of leadership over 25 years: Applying a multi-level multi-domain perspective. The Leadership Quarterly, 6(2), 219-247.
- [5] Gretchen M. Spreitzer(1995), Psychological Empowerment in the Workplace: Dimensions,

Measurement, and Validation, *The Academy of Management Journal*, Vol. 38, No. 5 (Oct., 1995), pp. 1442-1465

[6] Hatcher S, Laschinger HK. (1996). Staff nurse work empowerment and perceived control over nursing practice, Conditions for work effectiveness. *Can J Nurs Adm.* 1996 May-Jun;9(2):74-94.

[7] Chia,Hsu(2017). A Study of the Relationship among Personality Traits, Job Stress, Job Satisfaction and Turnover Intention, Master Thesis, National Formosa University

[8] Julian Rappaport (1981), In praise of paradox: A social policy of empowerment over prevention February 1981 9 (1): 1-25.

[9] Kanter, R. M. (1993). *Men and women of the corporation* (2nd ed.). New York, NY: Basic Books.

[10] Kenneth W. Thomas and Betty A. Velthouse(1990), Cognitive Elements of Empowerment: An "Interpretive" Model of Intrinsic Task Motivation, *The Academy of Management Review*, Vol. 15, No. 4 (Oct., 1990), pp. 666-681

[11] Laschinger, H. K. S. 1996. A theoretical approach to studying work empowerment in nursing: A review of studies testing Kanter's theory of structural power in organizations. *Journal of Nursing Administration*, 26(9), pp.27-35.

[12] Mark G. Ehrhart (2004), Leadership and Procedural Justice Climate Citizenship Behavior as Antecedents of UNIT-LEVEL Organizational, *Personnel Psychology*. 57.61-94

[13] Porter & Lawler (1968), *Managerial Attitudes and Performance*. Richard D. Irwin, 1968

[14] Reuben M. Baron and David A. Kenny (1986): The Moderator-Mediator Variable Distinction in Social Psychological Research: Conceptual, Strategic, and Statistical Considerations *Journal of Personality and Social Psychology* 1986, Vol. 51, No. 6, 1173-1182

[15] Schriesheim, C. A., Castro, S. L., & Cogliser, C. C. (1999). Leader-member exchange (LMX) research: A comprehensive review of theory, measurement, and data-analytic practices. *The Leadership Quarterly*, 10(1), 63-113.

[16] PAN, SU-LAN (2006). Research on the Factors Influencing Volunteers' Job Satisfaction: A Case Study from the National Museum of Nature Science, Master Thesis, National Taichung Education University .

[17] Weiss, D.J., Dawis, R.V., England, G.W. and Lofquist, L.H. (1967) *Manual for the Minnesota Satisfaction Questionnaire*. University of Minnesota, Minneapolis.

[18] Xu Shijun. Job Satisfaction, Personal Traits and Organization Climate [J]. *Journal of Taipei University of Political Science*, 1997,35:37-59