

SURAT TUGAS

Nomor: 307-R/UNTAR/PENELITIAN/VIII/2023

Rektor Universitas Tarumanagara, dengan ini menugaskan kepada saudara:

1. **KHAIRINA NATSIR, Dra., M.M.**
2. **AGUS ZAINUL ARIFIN, Ir., M.M., Dr.**

Untuk melaksanakan kegiatan penelitian/publikasi ilmiah dengan data sebagai berikut:

Judul : COMPARATIVE STUDY ON THE FINANCIAL PERFORMANCE OF
INDONESIAN COMMERCIAL BANKS DUE TO THE CORONA VIRUS
OUTBREAK
Nama Media : International Journal of Application on Economics and Business (IJAEB)
Penerbit : Universitas Tarumanagara
Volume/Tahun : 1/2/2023
URL Repository : <https://journal.untar.ac.id/index.php/ijaeb/article/view/25612>

Demikian Surat Tugas ini dibuat, untuk dilaksanakan dengan sebaik-baiknya dan melaporkan hasil penugasan tersebut kepada Rektor Universitas Tarumanagara

07 Agustus 2023

Rektor



Prof. Dr. Ir. AGUSTINUS PURNA IRAWAN

Print Security : a2b848e609c6da5405fe808fad0aa0d1

Disclaimer: Surat ini dicetak dari Sistem Layanan Informasi Terpadu Universitas Tarumanagara dan dinyatakan sah secara hukum.

Lembaga

- Pembelajaran
- Kemahasiswaan dan Alumni
- Penelitian & Pengabdian Kepada Masyarakat
- Penjaminan Mutu dan Sumber Daya
- Sistem Informasi dan Database

Fakultas

- Ekonomi dan Bisnis
- Hukum
- Teknik
- Kedokteran
- Psikologi
- Teknologi Informasi
- Seni Rupa dan Desain
- Ilmu Komunikasi
- Program Pascasarjana



INTERNATIONAL JOURNAL OF APPLICATION ON ECONOMICS AND BUSINESS

IJAEB

Graduate Program of Universitas Tarumanagara

Address:
Graduate Program of Universitas Tarumanagara
Universitas Tarumanagara
Kampus 1, Jl. Letjen S. Parman No. 1
Jakarta 11440, Indonesia



INTERNATIONAL JOURNAL OF APPLICATION ON ECONOMICS AND BUSINESS


IJAEB




VOL. 1 NO. 2
MAY 2023

Editorial Team

Editor in Chief


Hetty Karunia Tunjungsari 
Universitas Tarumanagara, Indonesia

Executive Editor

Linda Linchin Lin 
Kunshan University, Taiwan

Lai Yin Ling 
INTI International University, Malaysia

Managing Editor


Cokki Cokki 
Universitas Tarumanagara, Indonesia

Teoh Ai Ping 
Universiti Sains Malaysia, Malaysia

Masmira Kurniawati 
Airlangga University, Indonesia

Section Editor

Galuh Mira Saktiana 
Universitas Tarumanagara, Indonesia

Halim Putera Siswanto 
Universitas Tarumanagara, Indonesia

Articles

Vol. 1 No. 2 (2023): May 2023

Published: 2023-05-20

[FACTORS AFFECTING FINANCIAL PERFORMANCE IN THE INFRASTRUCTURE INDUSTRY IN INDONESIA](#)

Erica Erica, Hendro Lukman

1-14

[THE EFFECT OF COMMUNICATION, SELF-EFFICACY AND POWER ON THE COMMITMENT OF EMPLOYEES](#)

Mei Ie, Haris Maupa, Madris Madris

15-23

[FACTORS AFFECTING DIVIDEND POLICY ON LQ45 INDEX COMPANIES ON THE INDONESIA STOCK EXCHANGE](#)

Janice Ardelia, Hendro Lukman

24-35

[MEASUREMENT OF ACCEPTANCE OF ONLINE ATTENDANCE SYSTEM WITH TECHNOLOGY ACCEPTANCE MODEL APPROACH: CASE IN DIRECTORATE GENERAL OF CHRISTIAN COMMUNITY, MINISTRY OF RELIGIOUS AFFAIRS OF THE REPUBLIC INDONESIA](#)

Rahel Susana, Hendro Lukman

36-44

[THE ROLE OF OWNERSHIP CONCENTRATION AS MODERATION ON BIOLOGICAL ASSET INTENSITY, COMPANY SIZE, AND FIRM GROWTH ON BIOLOGICAL ASSET DISCLOSURE IN AGRICULTURAL INDUSTRY IN INDONESIA](#)

Rosalia Rezensky, Hendro Lukman

45-56

[THE ROLE OF MANAGERIAL OWNERSHIP AS MODERATION ON FACTORS AFFECTING DEBT POLICY IN COMPANIES WITH LARGE MARKET CAPITALIZATION IN INDONESIA](#)

Windy Windy, Hendro Lukman

57-68

[THE EFFECT OF ENTREPRENEURIAL ORIENTATION ON CLOTHING-LINE SMES PERFORMANCE IN TANAH ABANG DURING COVID-19 PANDEMIC](#)

Louis Utama

69-78

[THE INFLUENCE OF ENTREPRENEURIAL ORIENTATION ON SME'S PERFORMANCE THROUGH ENTREPRENEURIAL COMPETENCY IN PASAR JAMBI](#)

Christine Riante, Louis Utama

79-89

[ENTREPRENEURIAL ORIENTATION AFFECTS BUSINESS PERFORMANCE: A PERSPECTIVE FROM WOODCRAFTS MSMES IN JAKARTA](#)

Nicholas Zia, Louis Utama

90-102

[THE IMPACT OF ENTREPRENEURIAL ORIENTATION ON BUSINESS PERFORMANCE THROUGH ENTREPRENEURIAL COMPETENCY AS MEDIATION VARIABLE: A STUDY ON SMES IN CULINARY SECTOR IN JAKARTA](#)

Yosafat Raymond, Frangky Selamat

103-111

[THE EFFECTS OF ENTREPRENEURIAL ROLE MODEL, ENTREPRENEURIAL EDUCATION, AND INDIVIDUAL ENTREPRENEURIAL ORIENTATION DIMENSIONS ON ENTREPRENEURIAL INTENTION AMONG THE STUDENTS OF A FACULTY OF ECONOMICS AND BUSINESS IN JAKARTA](#)

Febrienne Clarissa Cahyadi, Frangky Selamat
112-122

[FACTORS AFFECTING FIRM VALUE THROUGH CAPITAL STRUCTURE AS A MEDIATION VARIABLE](#)

Amelia Huanency, Henryanto Wijaya
123-138

[ANALYSIS OF FACTORS AFFECTING THE FINANCIAL PERFORMANCE OF BANKING COMPANIES LISTED ON THE INDONESIA STOCK EXCHANGE](#)

Syntia Firdaus, Linda Santioso
139-149

[FACTORS AFFECTING FIRM VALUE WITH DIVIDEND POLICY AS MODERATING VARIABLE](#)

Belinda Belinda, Sofia Prima Dewi
150-161

[ANALYSIS OF FACTORS AFFECTING UNDERPRICING IN COMPANIES CONDUCTING INITIAL PUBLIC OFFERINGS](#)

Calista Sanko Sunarko, Rosmita Rasyid
162-176

[FACTORS INFLUENCING LOCAL BEAUTY PRODUCT REPURCHASE INTENTION](#)

Helen Veronica, Keni Keni
177-185

[THE EFFECT OF SOCIAL MEDIA FOR CUSTOMER RELATIONSHIP MANAGEMENT ON SME'S PERFORMANCE WITH SOCIAL COMPETENCE AND SALES INTENSITY AS MODERATING VARIABLES](#)

Bernardus Aldy Satyagraha, Lydiawati Soelaiman
186-193

[THE EFFECT OF FOREIGN OWNERSHIP ON THE FINANCIAL PERFORMANCE OF MANUFACTURING COMPANIES](#)

Fanny Andriani Setiawan, Herni Kurniawati
194-206

[AN EMPIRICAL STUDY OF THE FACTORS THAT INFLUENCE FINANCIAL DISTRESS \(A CASE ON MINING INDUSTRY IN INDONESIA\)](#)

Nicole Daniella, Hendro Lukman
207-215

[BEHAVIORAL INTENTION TO USE DIGITAL WALLETS IN INDONESIA](#)

Caecelia Cynthia Limanan, Keni Keni
216-227

[ANALYSIS OF THE CAUSES OF COMPANY PERFORMANCE IN FAMILY COMPANIES IN THE MANUFACTURING INDUSTRY](#)

Elisa Elisa, Hadi Cahyadi
228-236

[THE EFFECT OF PROFITABILITY, COMPANY SIZE, AND MANAGERIAL OWNERSHIP ON DEBT POLICY](#)

Meli Septiani, Sri Daryanti
237-247

[THE EFFECT OF FINANCIAL RATIOS ON PROFIT GROWTH AMONG MANUFACTURING COMPANIES](#)

Albert Ernest Hung, Viriany Viriany
248-256

[THE EFFECT OF LEVERAGE, LIQUIDITY, AND FIRM SIZE ON DIVIDEND POLICY](#)

Maria Goretti Angela, Sri Daryanti
257-265

[THE IMPACT OF COVID-19 ON STOCK MARKET RETURNS](#)

Jessica Jessica, Yanti Yanti
266-275

[FINANCIAL, NON-FINANCIAL, AND MACRO-ECONOMIC FACTORS THAT AFFECT THE FIRST DAY PROFIT RATE WHEN CONDUCTING INITIAL PUBLIC OFFERING](#)

Ruth Pranadipta, Khairina Natsir
276-289

[FINANCIAL PERFORMANCE ANALYSIS OF PUBLIC HOSPITALS BEFORE AND DURING THE COVID-19 PANDEMIC](#)

Fritzie A. Rexana, Indra Widjaja
290-299

[THE EFFECT OF JOB MOTIVATION AND ORGANIZATIONAL COMMITMENT ON EMPLOYEE SATISFACTION](#)

Viny Angellika, Ronnie Resdianto Masman
300-309

[THE IMPACT OF IMPLEMENTING THE DIGITAL TECHNOLOGY INNOVATION ON BANKING PERFORMANCE IN INDONESIA](#)

Selvi Dharsono, Agus Zainul Arifin
310-316

[THE INFLUENCE OF INFLATION, CRUDE OIL PRICES, AND THE RAMADAN EFFECT ON STOCK RETURN](#)

Eviana Marvina Supardi, Rosmita Rasyid
317-326

[THE EFFECT OF ATTITUDE ON ENTREPRENEURIAL INTENTION AMONG STUDENTS IN SOUTH TANGERANG](#)

Angel Veronica Samjuannita, Ida Puspitowati
327-336

[COMPARATIVE ANALYSIS OF FINANCIAL PERFORMANCE BEFORE AND DURING COVID-19 PANDEMIC](#)

Kelly Surya, Rousilita Suhendah
337-348

[FACTORS AFFECTING CAPITAL STRUCTURE: A STUDY AMONG MANUFACTURING COMPANIES OF CONSUMER GOODS IN INDONESIA](#)

Nita Anggraini, Thio Lie Sha
349-360

[DETERMINANTS OF CASH HOLDINGS MODERATED BY FIRM SIZE](#)

Henny Wirianata, Viriany Viriany
361-375

[THE IMPACT OF FIRM SIZE, ACCOUNTING CONSERVATISM ON EARNINGS QUALITY MODERATED BY INDEPENDENT COMMISSIONER](#)

Rini Tri Hastuti, Lusiana Lusiana
376-385

[THE IMPLEMENTATION OF TECHNOLOGY ACCEPTANCE MODEL IN ANALYZING ATTITUDES TOWARD THE ADOPTION OF FINTECH](#)

Khairina Natsir, Agus Zainul Arifin, Herie Darmawan
386-400

[THE EFFECT OF ENTREPRENEURIAL SELF-EFFICACY, ENTREPRENEURIAL ATTITUDES AND THE USE OF SOCIAL MEDIA ON SMES PERFORMANCE](#)

Fadillah Akbar Suheryanto, Mei Ie
401-409

[FOREIGN INVESTOR AND MARKET VOLATILITY: EVIDENCE ON INDONESIA STOCK MARKET](#)

Michelle Kristian, Stevanus Adiwena, Yohanes Bayu Laksana
410-418

[STOCK MARKET REACTION TO WHO'S COVID-19 ANNOUNCEMENT IN ASEAN-5 REGION](#)

Felice Meryn, Elsa Imelda
419-428

[COMPARATIVE ANALYSIS OF CASH-DRIVEN RESILIENCE DURING THE COVID-19 PANDEMIC](#)

Tania Liliani Troi, Elsa Imelda
429-441

[THE INFLUENCE OF DIVIDEND POLICY, FIRM SIZE, CAPITAL STRUCTURE, AND CSR ON BANKING COMPANIES' VALUE](#)

Henryanto Wijaya, Andy Andy, Levina Febrianty, Christopher Elihu Billy Morgan
442-450

[THE INFLUENCE OF PROFITABILITY, FINANCIAL LEVERAGE AND FREE CASH INFLOW ON CATERING DIVIDENDS AMONG MANUFACTURING COMPANIES LISTED IN INDONESIA STOCK EXCHANGE DURING 2017-2020 PERIOD](#)

I Gede Adiputra, Herman Ruslim
451-464

[THE IMPACT OF LIQUIDITY, PROFITABILITY, AND ACTIVITY ON SHARES RETURN WITH DIVIDEND POLICY AS CONTROLLING VARIABLE](#)

Rini Tri Hastuti, Richard Andrew, M. Bintang P.
465-472

[INDONESIAN STOCK MARKET REACTION BEFORE AND AFTER THE ANNOUNCEMENT OF FIRST COVID-19 CASE](#)

Felia Ananda Wijaya, Elsa Imelda
473-483

[THE IMPACT OF COVID-19, MARKET CAPITALIZATION, STOCK TRADING VOLUME, AND LARGE-SCALE SOCIAL RESTRICTIONS ON STOCK RETURNS](#)

Tasya Novia Tanjaya, Rousilita Suhendah
484-497

[ANALYSIS OF DIFFERENCE IN STOCK PRICE, MARKET CAPITALIZATION, AND TRADING VOLUME ACTIVITY BEFORE AND DURING COVID-19](#)

Louis Vigo Suramin, Rousilita Suhendah
498-508

[FINANCIAL PERFORMANCE COMPARATIVE ANALYSIS BETWEEN CONSUMER GOODS AND REAL-ESTATE COMPANIES BEFORE AND DURING THE COVID-19 PANDEMIC](#)

Geraldo Erlan Latie, Rousilita Suhendah
509-520

[THE IMPACT OF CAR, CREDIT RISK, ROA, LDR, AND OWNERSHIP STRUCTURE TOWARDS FINANCIAL DISTRESS](#)

Jennifer Margaretha, Jennifer Margaretha, Henryanto Wijaya
521-531

[PROBING DETERMINANTS OF UNIVERSITY ACADEMICIANS' KNOWLEDGE SHARING INTENTION](#)

Tay Lee Chin, Tan Fee Yean, Hon-Wei Leow
532-542

[THE EQUALIZATION OF PERIODIC VAT RETURN AND ANNUAL TAX RETURN OF CV. LAJ FOR THE YEAR OF 2020](#)

Elvini Lukman, Purnamawati Helen Widjaja
543-556

[THE EFFECT OF WORKING CAPITAL MANAGEMENT ON COMPANY FINANCIAL PERFORMANCE](#)

Rorlen Rorlen, Halim Putera Siswanto, Margarita Ekadjaja, Ariel Krisnaputra
557-565

[HEALTHY ME: INNOVATIVE SOLUTIONS THROUGH HEALTHY FAST-FOOD INNOVATION](#)

Yenita Yenita, Septihani Michella Wijaya
566-575

[THE EFFECT OF BRAND PROMINENCE AND MUSIC INVOLVEMENT ON BRAND RECALL IN MUSIC VIDEO](#)

Irenia Binardi Wijaya, Cokki Cokki
576-585

[THE EFFECT OF OMNI-CHANNEL CHANNELS ON CUSTOMER SATISFACTION IN RETAIL FASHION IN INDONESIA](#)

Nofi Wahyuni, Kurniawati Kurniawati
586-598

[THE URGENCY OF ADAPTING THE E-TAX SYSTEM TO TAX COMPLIANCE: INTEGRATION OF SATISFACTION LEVELS](#)

Kezia Grace, Karyn Olivia, Yenni Mangoting
599-608

[THE EFFECT OF CORPORATE SOCIAL RESPONSIBILITY AND TAX AVOIDANCE ON FIRM VALUE MODERATED BY PROFITABILITY](#)

Anisa Amalia, Yuniarwati Yuniarwati
609-617

[DEVELOPMENT OF PROPERTY AND REAL ESTATE COMPANIES: Z-SCORE METHOD APPROACH](#)

Yuniarwati Yuniarwati , Yusi Yusianto
618-626

[THE EFFECTS OF SOCIAL MEDIA MARKETING FUNCTIONALITIES ON CONSUMER DECISION-MAKING: THE MODERATING ROLE OF TRUST AND EMOTIONAL INTELLIGENCE](#)

Amy Yeo Chu May, Ling Wei Hong, Jeffton Low Boon Tiong
627-641

[HELPERKU: INNOVATIVE E-COMMERCE APPLICATIONS AS BUSINESS SOLUTIONS FOR PEOPLE WITH DISABILITIES](#)

Yenita Yenita, Septihani Michella Wijaya
642-650

[BRAND EXPERIENCE, ATTITUDE, AND LOYALTY IN BRAND EQUITY FASHION LUXURY BRAND](#)

Esti Mulya Fanandaru, Kurniawati Kurniawati, Nofi Wahyuni, Yunita Septiani
651-669

[THE EFFECT OF TAX PLANNING ON TAX AVOIDANCE WITH TAX AGGRESSIVENESS AS A MODERATOR IN THE PERIOD BEFORE AND AFTER THE TAX AMNESTY](#)

Felicia Claudianita, Estralita Trisnawati, Herlina Budiono
670-680

[DETERMINANTS OF CSR DISCLOSURE MODERATED BY THE ROLE OF GOOD CORPORATE GOVERNANCE](#)

Herlin Tundjung Setijaningsih, Inneke Kurniawan
681-694

[BUILDING THE REPUTATION OF PRIVATE UNIVERSITIES BASED ON LECTURER AND STUDENT RESEARCH PERFORMANCE](#)

Paula Tjatoerwidya Anggarina, Agustinus Purna Irawan, Fransisca Iriani Roesmala Dewi, Mario Devotyasto
695-704

[THE IMPLEMENTATION OF STRATEGIC MANAGEMENT TO IMPROVE FAMILY BUSINESS PERFORMANCE](#)

Dedy Rochimat, Agustinus Purna Irawan, Eko Suhartanto, Andriew Lim
705-714

[DETERMINANTS OF STOCK RETURN IN CONSUMER NON-CYCLICALS' COMPANIES LISTED ON IDX](#)

Siti Hafsa Abdurachman, Sofia Prima Dewi
715-726

[COMPARATIVE STUDY ON THE FINANCIAL PERFORMANCE OF INDONESIAN COMMERCIAL BANKS DUE TO THE CORONA VIRUS OUTBREAK](#)

Khairina Natsir, Agus Zainul Arifin, Sutomo Purwoto

727-735

[ANALYSIS AND STRATEGY FOR PROVIDING CLEAN WATER TO THE SURROUNDING COMMUNITY IN THE MUARA ANGKE AREA](#)

Septihani Michella Wijaya, Angely Olivia Putri, Andi Wijaya

736-744

[BUSINESS FEASIBILITY STUDY ON THE DEVELOPMENT OF THE LOCAL FASHION INDUSTRY THROUGH TECHNOLOGY INNOVATION USING KITA LOKAL](#)

Septihani Michella Wijaya, Chiara Rizka Yukianti, Livia Johan, Andi Wijaya

745-757

[DETERMINANT FACTORS AFFECTING THE VALUE OF MANUFACTURING COMPANIES LISTED ON THE IDX DURING 2018-2020](#)

Tiara Christie, Liana Susanto

758-771

[THE IMPACT OF FIRM GROWTH, PROFITABILITY, AND FIRM AGE ON DEBT POLICY USING FIRM SIZE AS MODERATOR VARIABLE](#)

Noviana Margaretha, Viriany Viriany

772-780

[UNDERSTANDING THE DYNAMICS OF ENTREPRENEURIAL PASSION IN ENTREPRENEURSHIP STUDENTS](#)

Enrita Atlansyah, Kartika Nuringsih

781-792

[UNDERSTANDING SUSTAINABLE ENTREPRENEURSHIP STUDY THROUGH BIBLIOMETRIC ANALYSIS \(GROUNDED THEORY\)](#)

Kartika Nuringsih, Nuryasman M. N, Haris Maupa, Otto R. Payangan

793-804

[WISDOM APPRECIATION IN SUSTAINABLE MANAGEMENT THOUGHT: AS GROUNDED THEORY](#)

Kartika Nuringsih, Herlina Budiono, Haris Maupa, Muhammad Idrus Taba

805-813

[FACTORS AFFECTING FINANCIAL DISTRESS IN MANUFACTURING COMPANIES LISTED ON THE IDX](#)

Agusti Fransisca Salim, Yanti Yanti

814-827

[FACTORS AFFECTING THE STOCK PRICES OF MANUFACTURING COMPANIES LISTED ON THE IDX BEFORE AND DURING THE COVID-19 PANDEMIC](#)

Audrey Audrey, Yanti Yanti

828-844

[FACTORS AFFECT STOCK PRICES ON MANUFACTURING COMPANIES LISTED ON IDX BEFORE AND DURING COVID-19 PANDEMIC](#)

Tia Talia Tirtadjaya, Yanti Yanti

845-860

[FACTORS AFFECTING FINANCIAL DISTRESS IN MANUFACTURING COMPANIES LISTED ON IDX](#)

Putri Rahayuningtyas, Yanti Yanti

861-870

[FACTORS THAT AFFECT FIRM VALUE IN MANUFACTURING FIRMS](#)

Rhenaldi Natanael Kurniawan, Merry Susanti

871-879

[DO HEDONISM LIFESTYLE AND FINANCIAL LITERACY AFFECT TO STUDENT'S PERSONAL FINANCIAL MANAGEMENT?](#)

Noven Yana, Ignatius Roni Setyawan

880-888

[DESIGN MANAGEMENT IN TODAY'S BUSINESS: A REVIEW](#)

Maitri Widya Mutiara, Augustinus Purna Irawan, Eddy Supriyatna Marizar

889-898

COMPARATIVE STUDY ON THE FINANCIAL PERFORMANCE OF INDONESIAN COMMERCIAL BANKS DUE TO THE CORONA VIRUS OUTBREAK

Khairina Natsir^{1*}, Agus Zainul Arifin¹, Sutomo Purwoto²

¹Faculty of Economics and Business, Universitas Tarumanagara, Jakarta - 11470, Indonesia

² Post-Graduate Program, Universitas Tarumanagara, Jakarta - 11440, Indonesia

*Email: khairinan@fe.untar.ac.id

Submitted: 19-12-2022, Revised: 01-02-2023, Accepted: 15-03-2023

ABSTRACT

This study intended to find out the differences in banking in Indonesia before and during the Covid-19 pandemic. The population is commercial bank companies listed on the Indonesia Stock Exchange, while the samples selected by purposive technique. The CAMELS method is used to assess banking performance. The data used in this study comes from the 2019-2020 quarterly financial statements. Statistical test using SPSS with Paired T-Test or Wilcoxon Signed-rank Test. In addition, the MANOVA test is used to determine whether there are significant differences in overall banking performance. The findings of this study are the Capital (CAR) has a significant difference in the first quarter of 2019 and 2020, Asset Quality (NPL) proxied by NPL-gross ratio has a significant difference in the second and third quarters, and NPL-net ratio has a significant difference in the fourth quarter, Management Quality (BOPO) have significant differences in the first, second, and third quarters, Earning (ROA) has a significant difference in the second and third quarters, Liquidity (LDR) ratio has a significant difference in the third and fourth quarters. Meanwhile, From the results of the MANOVA test on the performance of commercial banks, overall there is no significant difference due to the corona virus outbreak in Indonesia

Keyword: CAR, NPL, BOPO, ROA, LDR

1. INTRODUCTION

The impact of the Covid-19 pandemic on the national economy is currently underway and no one can confirm how deep the impact will be. In the second quarter the economic contraction deepened to minus 5.32%. The economic downturn during the pandemic occurred because many economic activities, especially trade, tourism had stalled. The economic rate of the first quarter of 2020 was recorded at 2.97% or contracted 2.41% compared to the fourth quarter of 2019. [1].

The impact on Banking Sector also accured in ASEAN countries which can be identified from weaker economic growth. This condition could lead to a slowdown in credit growth and lead to a decline in the profitability of the banking industry. Fitch Ratings assesses that banks in Thailand and Singapore, which rely on tourism, are the sectors most affected by Covid-19. Thailand's dependence on tourism has an impact on the SME sector which accounts for 33% of the banking loan portfolio. In addition, the banking sector in Vietnam also experienced a slump due to reduced income from the tourism sector, disruption of the manufacturing supply chain and weakening export demand which in turn weighed on the quality of banking assets in Vietnam. On the other hand, banks in Singapore have also been affected by Covid-19 because 24% of their credit goes to various companies from China which are also experiencing pandemic disruptions [2].

In Indonesia, banking is the heart for the smooth flow of economic activity. Banking has a very strategic role, one of which is as an intermediary institution for the flow of funds from the government to the community or vice versa. In the middle of the Covid-19 pandemic which is still being controlled by government, the banking intermediation function has begun to to grow positively although it is not yet strong [3].

However, in the midst of the ongoing corona virus pandemic, banks are more careful in extending credit. This is due to the high risk of payment failure from creditors because most people, both individuals and companies, are still experiencing a decline in income due to the Corona virus pandemic. Data from the Financial Services Authority in March 2020 shows that there has been an increase in credit risk class 2 and 3 in the banking sector compared to the previous year [4].

In addition to increasing credit risk, the impact of the corona virus pandemic has also more or less affected the performance of other banking fundamentals such as capital where the OJK (2020) recorded a decrease in the Capital Adequacy Ratio (CAR) from the range of 23-24% as of November 2019 to 21.77% as of March. 2020.

Over the past three years, the bank's capital adequacy ratio, also known as CAR, has been stable at above 20%, higher than conditions during the 2008 global crisis, which was in the range of 16-17%. As of January 2020, the CAR has almost reached 23%. However, pressure on banking profitability will be difficult to avoid. The Financial Services Authority (OJK) estimates that banking profits by the end of the year will shrink by around 30-40% compared to last year. The decline in banking profits has been seen in the second quarter of 2020. Throughout April to June 2020, bank profits before tax decreased by 19.8% from last year [5]. In addition, studies by oleh [6] and [7] also found that the COVID-19 pandemic had an impact on national banking liquidity.

Recent research focuses on evaluating the initial impact of the pandemic on consumption, services, finance and investment and some industries. Due to the lockdown and social-distancing policies, the services, travel, tourism, catering and recreation sectors are the most affected. Changes also occurred in consumption patterns from previously being dominated by offline, now starting to switch to online. Ultimately, the COVID-19 pandemic will affect the macro economy. A study conducted by McKibbin and Fernando, concluded that global income decreased by 6.7% in 2020 based on 2019 figures. In addition, spending on government social assistance is becoming a necessity, likely to affect the fiscal balance and national budget [8].

The banking sector is expected to do much to help mitigate the impact of COVID-19 on the real economy. Banks act as a bridge between funding and loan restructuring for borrowers who have a good track record, but are currently experiencing cash difficulties. In order to carry out these functions and roles, banks must of course be in optimal and healthy conditions. For that, we need an indicator that can measure the performance of the banking sector. Based on this background, this study aims to investigate how banking performance compares before the COVID-19 pandemic and during the COVID-19 pandemic on general banking companies listed on the Indonesia Stock Exchange (IDX) using the CAMEL indicator.

2. RESEARCH METHOD

Referring to [9], social change is a variety of accepted ways of life, due to dynamics in geographical conditions, material culture, and ideology, as well as due to diffusion and new discoveries in society. Social change is often found in a society that can indirectly affect the system, values and attitudes of society. The dynamics experienced by the community become the driving force for the community to experience change. These changes can be small changes to big changes that have a big impact. Social change is a variation of the accepted way of life, either due to changes in geographical conditions, culture, population composition, ideology, or new discoveries in society. Social change is not always about progress, it can also take the form of setbacks. However, social dynamics always lead to symptoms of linear transformation. Social change cannot be viewed only from one side. Because one change can lead to changes in other sectors.

The Covid-19 pandemic has caused changes in the social strata of society in Indonesia. These social changes occur very quickly, sporadically or suddenly and unevenly, people are resigned to what is happening to them. This change is highly undesirable by the community, which forces them to accept changes due to the Covid-19 pandemic, of course this can also shake the social values and norms that have been embraced by the community so far. Covid-19 forces people to be adaptive in carrying out social life in the midst of a pandemic. At this time the public is forced to obey all government rules and prohibitions in accordance with health protocol standards. The Covid-19 pandemic causes and paralyzes aspects of the order of people's lives that have been institutionally internalized through patterned and repetitive routines. People are currently being urged by the government to work from home, study from home, and reduce outdoor mobility. In the current pandemic period, people are regulated by the government to do work and study virtually, this is considered very effective in breaking the chain of the spread of Covid-19. (Sanchez, 2020) through [10]

CAMEL ratio analysis is a bank financial analysis and bank performance measurement tool set by Bank Indonesia to find out about the soundness of the bank concerned from various aspects that affect the condition and development of a bank by assessing the factors of assessing the soundness of the bank which include Capital, Assets, Management, Earnings and Liquidity Capital. Assessment using the Capital Adequacy Ratio (CAR) is “a bank's performance ratio to measure the adequacy of capital owned by a bank to support assets that contain or generate risks, such as loans. CAR is an indicator of a bank's ability to cover a decline in its assets as a result of bank losses caused by risky assets.”

Assets Quality. Assets will be assessed based on the quality of earning assets, namely all assets

invested by the bank in the form of rupiah or with the intention of obtaining income according to its function, such as loans granted by investment in the form of securities and investments. The classification of earning assets is based on the collectibility of earning assets, namely the condition of payment of principal or installments and interest on loans by customers as well as the probability that funds invested in securities and other investments will be received back. The asset quality ratio is one of the main risks faced by banks. As a credit that has the highest risk of default, an increase in the number of Non-Performing Loans / NPLs indicates a decrease in asset quality. The Central Bank regulates that every bank operating in Indonesia must have an NPL of 5% and below [11]. The lower the NPL percentage of a bank, the healthier the bank's business activities. NPL shows the quality of bank credit management and distribution. The better the distribution of loans, the more profits will be obtained from the loan sector. Non-Performing Loan (NPL) is a way to measure the size of the percentage of non-performing loans in a bank. NPL itself can be

calculated in two ways, namely NPL-gross and NPL-net. For NPL gross, it takes into account the categories of substandard loans, doubtful loans and bad loans. Meanwhile, for NPL net, it only takes into account the category of bad loans.

Management. To assess the quality of management can be seen from the quality of humans in managing the bank. Human quality is also seen in terms of education and experience of employees in handling cases that occur.

Earnings. Bank profitability ratio analysis is a tool to analyze or measure the level of business efficiency and profitability achieved by the bank concerned. The profitability ratio analysis of a bank includes Return On Assets (ROA), which is the comparison between the profit before tax on the bank and the total assets of the bank, a ratio that shows the ability of the capital invested in overall assets to generate profits. In addition to ROA is BOPO, which is the ratio between operating costs and operating income, the lower the level of the BOPO ratio means the better the management performance of the bank, because it is more efficient in using existing resources in the company.

Liquidity. Liquidity is the bank's ability to pay all its debts, especially savings deposits, current accounts and time deposits when billed and can also fulfill all credit applications that are eligible to be financed. The liquidity factors assessed in the CAMEL analysis are: a) LDR (Loan to Deposit Ratio) This describes the ability of a bank to repay withdrawals made by customers by relying on loans provided as a source of liquidity. B) Cash Ratio (CR) indicates that the amount of credit disbursed does not exceed the total funds received in order to provide funds for the bank to carry out its operations.

The framework of this study can be figured as follow:

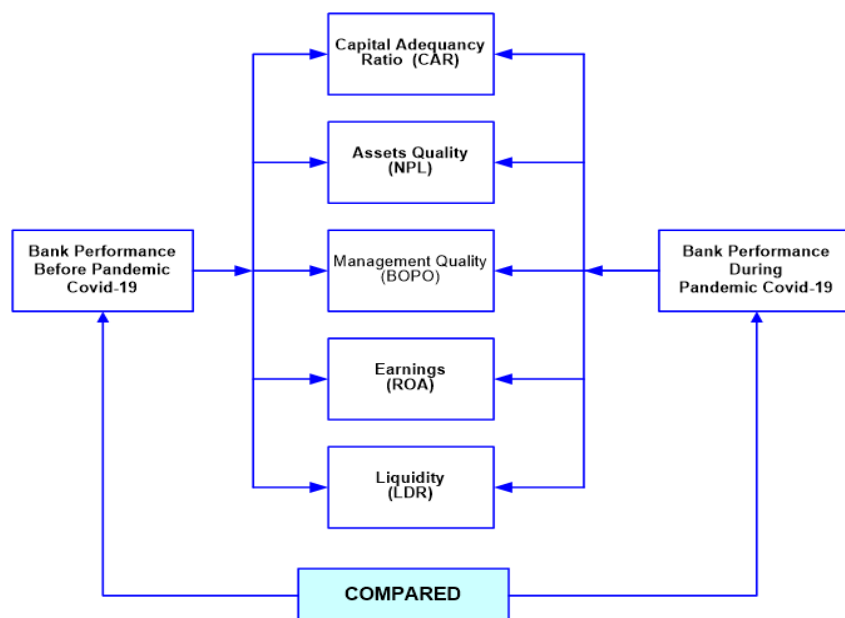


Figure 1. Research Model

Based on the theory that has been described and previous research, the following research hypotheses can be formulated:

- H1 : There is a difference in Capital in general banking companies listed on the IDX before and during the Covid-19 pandemic
- H2 : There are differences in Assets Quality in general banking companies listed on the IDX before and during the Covid-19 pandemic
- H3 : There are differences in Management Quality in general banking companies listed on the IDX before and during the Covid-19 pandemic
- H4 : There are differences in Earnings in general banking companies listed on the IDX before and during the Covid-19 pandemic
- H5 : There are differences in the Liquidity Ratio in general banking companies listed on the IDX before and during the Covid-19 pandemic
- H6 : There are differences in overall company performance in general banking companies listed on the IDX before and during the Covid-19 pandemic

This study was conducted at the Indonesia Stock Exchange (IDX) by extracting the financial reports from the IDX website. The research population is the general banking group and the research sample was selected by purposive sampling method with the criteria of companies including commercial banking sub-sector banking companies listed on the IDX for the 2019-2020 period, excluding Islamic bank groups, and not conducting an IPO during the study period. There are 40 companies that meet the criteria.

The measurement of this research variables is described as follows:

Table 1. Operationalization of Variables

Variable	Operational-Definition	Measurement	Scale
Capital	Ratio of Capital to Total Assets	$CAR = \frac{Capital}{Risk\ Weighted\ Assets}$, (Kasmir, 2014).	Ratio
Assets Quality	Non Performing Loan (NPL)	$NPL\ gross = \frac{(Total\ Substandard\ Loans + Doubtful\ Loans + Bad\ Loans)}{Total\ Loans}$	Ratio
		$NPL\ net = \frac{(Total\ of\ Bad\ Loans)}{Total\ Loans}$	Ratio
Management Quality	Operating Expenses to Operating Income (BOPO)	$BOPO = \frac{Operating\ Expenses}{Operating\ Income}$	Ratio
Earnings	Net Profit to Total Assets	$ROA = \frac{Profit\ before\ tax}{Total\ productive\ Asset}$, Greuning (2005),	Ratio
Liquidity	Total loan to third party deposit ratio	$LDR = \frac{Total\ Credit}{third-party\ funds}$, Dendawijaya (2005),	Ratio

The data analysis used in this research is quantitative descriptive analysis. The tests carried out include:

- 1) Normality Test. If the sample is not normally distributed, an alternative Wilcoxon Signed Rank Test can be performed.
- 2) Paired Sample t-test, aims to compare the average of two groups that are paired with each other.
- 3) The Wilcoxon Signed Rank Test, aims to measure the significance of the difference between two groups of paired data on an ordinal or interval scale but not normally distributed.

- 4) Multivariate Analysis of Variance (MANOVA) test, used to measure the effect of independent variables on a categorical scale on several dependent variables at the same time on a quantitative data scale.

3. RESULTS AND DISCUSSION

The normality test results are summarized in the following table:

Table 2. Normality Test Result

Ratio	Kolmogorov-Smirnov Normality Test							
	Q-1		Q-2		Q-3		Q-4	
	Sig	Desc.	Sig	Desc.	Sig	Desc.	Sig	Desc.
CAR	0.000	not normally distributed	0.000	not normally distributed	0.000	not normally distributed	0.000	not normally distributed
NPL Gross	0.000	not normally distributed	0.007	not normally distributed	0.001	not normally distributed	0.000	not normally distributed
NPL Net	0.000	not normally distributed	0.007	not normally distributed	0.004	not normally distributed	0.089	Normal distributed
ROA	0.000	not normally distributed	0.001	not normally distributed	0.000	not normally distributed	0.001	Normal distributed
BOPO	0.000	not normally distributed	0.000	not normally distributed	0.000	not normally distributed	0.000	Normal distributed
LDR	0.122	Normal distributed	0.002	not normally distributed	0.000	not normally distributed	0.000	not normally distributed

From Table 2 above, only the LDR in first quarter ratio and the NPL-net in Q-4 ratio have data that are normally distributed. Thus, the comparative test that can be used for this ratio is the Paired Sample T-test. Meanwhile, for other ratios, the data is not normally distributed, so the Wilcoxon Signed Rank Test is used to comparative tool.

Table 3. Summary of Comparison Test Results

Ratio	Comparison Test							
	Q-1: 2019 vs 2020		Q-2: 2019 vs 2020		Q-3: 2019 vs 2020		Q-4: 2019 vs 2020	
	Sig	Desc.	Sig	Desc.	Sig	Desc.	Sig	Desc.
CAR	0.047	significant	0.809	insignificant	0.195	insignificant	0.009	significant
NPL Gross	0.677	insignificant	0.005	significant	0.018	significant	0.809	insignificant
NPL Net	0.397	insignificant	0.788	insignificant	0.972	insignificant	0.016	significant
ROA	0.127	insignificant	0.001	significant	0.000	significant	0.079	insignificant
BOPO	0.036	significant	0.002	significant	0.001	significant	0.143	insignificant
LDR	0.590	insignificant	0.253	insignificant	0.028	significant	0.012	significant

From the comparative test based on first quarter of 2019 vs 2020 financial statements, the results for the CAR and BOPO ratios have significant differences. This is because positive confirmed cases of the Covid-19 pandemic began to appear in Indonesia at the end of the first quarter of 2020. Thus, causing panic in the community, and taking action to withdraw funds stored in banks. The indication is the CAR ratio in the first quarter of 2020 vs the first quarter of 2019, which has a negative (lower) rank of 26 banks. Meanwhile, operating expenses increased and or operating income decreased, as indicated by the BOPO ratio in the first quarter of 2020 vs 2019 which had a positive (higher) rank of 26 banks.

Based on the 2019 vs 2020 quarter II financial statements, the results for the NPL-gross ratio, ROA, and BOPO have a significant difference. This is because in April-May, in order to prevent the spread of Covid-19 cases, a number of local governments imposed Large-Scale Social Restrictions and caused a number of economic activities to be disrupted, which is indicated by the BOPO ratio in the 2nd quarter of 2020 vs the 2nd quarter of 2019 which has a positive (higher) rank of 30 banks. The increased operating expenses and/or decreased operating income of course affects the company's profits to be smaller, indicated by the ratio of ROA in the 2nd quarter of 2020 vs the 2nd quarter of 2019 which has a negative (lower) rank of 28 banks. Meanwhile, NPL-gross ratio is the ratio of non-performing loans that takes into account the categories of substandard loans, doubtful loans and bad loans (arrears > 90 days) to the total loans disbursed. In this case, it means that the number of loans that fall into the category of substandard loans and doubtful loans with a long period of 90-180 days arrears has increased significantly, where indicated by the NPL-gross ratio in the 2nd quarter of 2020 vs the 2nd quarter of 2019 which has a positive (higher) rank of 26 banks.

From the comparative test on the data in the third quarter of 2019 vs 2020, the results for the NPL-gross, ROA, BOPO and LDR ratios have significant differences. This is because the number of positive cases of Covid-19 in Indonesia, whose numbers are still increasing rapidly, has resulted in economic activity that has not yet recovered. The BOPO ratio for the third quarter of 2019 vs 2020 which has a positive (higher) rank is 29 banks. The third quarter ROA ratio of 2019 vs 2020 which has a negative (lower) rank is 29 banks. In addition, the NPL-gross ratio for the third quarter of 2019 vs 2020 which has a positive (higher) rank is 28 banks. With the significant increase in the number of non-performing loans, a number of banks have been more careful in providing loan disbursement to customers. Marked by the LDR ratio in the third quarter of 2019 vs 2020 which has a negative (lower) rank of 29 banks.

Based on the 2019 vs 2020 quarter IV financial statements, the results obtained for the CAR, NPL-net, and LDR ratios have significant differences. This was due to non-performing loans, which were previously categorized as substandard loans (91-120 days in arrears) and doubtful loans (121-180 days in arrears), in the fourth quarter they rose to bad debts (overdue > 180 days). With the significant increase in the number of bad loans, causing a number of banks to be more careful in disbursing loans to customers. The indication is LDR ratio in the 4th quarter of 2020 vs the 4th quarter of 2019 which has a negative (lower) rank of 30 banks. In addition, the bank's capital adequacy ratio also increased, indicated by the CAR ratio for the fourth quarter of 2020 vs the fourth quarter of 2019, which has a positive (higher) rank of 26 banks.

The MANOVA test was carried out to investigate whether there were differences in simultaneous banking ratios (CAR, NPL-gross, NPL-net, ROA, BOPO and LDR) between before and during the Covid-19 pandemic. The test results are presented in the following table:

Table 4. Summary of MANOVA Test Results

Test Type	MANOVA Test							
	Q-1: 2019 vs 2020		Q-2: 2019 vs 2020		Q-3: 2019 vs 2020		Q-4: 2019 vs 2020	
	Sig	Desc.	Sig	Desc.	Sig	Desc.	Sig	Desc.
Pillai's Trace	0.158	insignificant	0.116	insignificant	0.083	insignificant	0.037	significant
Wilks' Lambda	0.158	insignificant	0.116	insignificant	0.083	insignificant	0.037	significant
Hitelling's Trace	0.158	insignificant	0.116	insignificant	0.083	insignificant	0.037	significant
Roy's Largest Root	0.158	insignificant	0.116	insignificant	0.083	insignificant	0.037	significant

From Table 4 above, it can be concluded that banking performance represented by the overall CAR, NPL-gross, NPL-net, ROA, BOPO, and LDR ratio has a significant difference between the fourth quarter of 2019 before the Covid-19 pandemic, compared to the fourth quarter of 2020 during the Covid-19 pandemic.

4. CONCLUSIONS AND SUGGESTIONS

Based on the results of research on the test of differences in the performance of commercial banks listed on the Indonesia Stock Exchange (IDX) during the first quarter to the fourth quarter of 2019-2020, it can be concluded that:

- 1) Capital (CAR) has a significant difference in the first quarter before and during the pandemic
- 2) Asset Quality (NPL) proxied by NPL-gross ratio has a significant difference in the second and third quarters, and NPL-net ratio has a significant difference in the fourth quarter
- 3) Management Quality (BOPO) have significant differences in the first, second, and third quarters
- 4) Earning (ROA) has a significant difference in the second and third quarters.
- 5) Liquidity (LDR) ratio has a significant difference in the third and fourth quarters.
- 6) From the results of the MANOVA test on the performance of commercial banks, overall there is no significant difference due to the brunt of the corona virus in Indonesia

REFERENCES

- [1] C. F. Ananda & A. Widyatama, Resiliensi Perbankan, *Faculty of Economics and Business*, 2021. [https://feb.ub.ac.id/resiliensi-perbankan.html#:~:text=dunia perbankan sangat,-krusial,-untuk mengawal perekonomian.](https://feb.ub.ac.id/resiliensi-perbankan.html#:~:text=dunia%20perbankan%20sangat,-krusial,-untuk%20mengawal%20perekonomian.)
- [2] T. Hermawan & S. Sutarti, Pengaruh Likuiditas, Leverage, Dan Profitabilitas Terhadap Pengungkapan Sustainability Report, *Jurnal Ilmiah Akuntansi Kesatuan*, vol. 9, no. 3, pp. 597–604, 2021, doi: 10.37641/jiakes.v9i3.1209.
- [3] W. Daniel, Ketua OJK Ungkap Kondisi Sektor Keuangan Terkini Saat Pandemi, *CNBC Indonesia*, 2021. <https://www.cnbcindonesia.com/market/20210808155048-17-267008/ketua-ojk-ungkap-kondisi-sektor-keuangan-terkini-saat-pandemi.>
- [4] A. A. Seto & D. Septianti, Dampak Pandemi Covid-19 Terhadap Kinerja Keuangan Sektor Perbankan Di Indonesia, *Jurnal Ekonomi dan Bisnis*, vol. 8, no. 2, pp. 322–332, 2021.
- [5] C. Akbar & A. A. N. Hidayat, OJK Prediksi Laba Perbankan Tahun Ini Bisa Turun

- Sampai 40 Persen, *bisnis.tempo.co*, 2020, [Online]. Available: <https://bisnis.tempo.co/read/1381963/ojk-prediksi-laba-perbankan-tahun-ini-bisa-turun-sampai-40-persen>.
- [6] N. Sukendri, Likuiditas Dan Permodalan Bank Milik Pemerintah Sebelum Dan Pada Masa Pandemi, *Distribusi - Journal of Management and Business*, vol. 9, no. 1, pp. 109–118, 2021, doi: 10.29303/distribusi.v9i1.161.
- [7] S. Sumadi, Menakar Dampak Fenomena Pandemi Covid-19 Terhadap Perbankan Syariah, *Jurnal Hukum Ekonomi Syariah*, vol. 3, no. 1, p. 145, 2020, doi: 10.30595/jhes.v0i1.8761.
- [8] W. McKibbin & R. Fernando, The Global Macroeconomic Mmpacts of Covid-19: Seven Scenarios, *Asian Economic Papers*, vol. 20, no. 2, pp. 2–30, 2020, doi: 10.1162/asep_a_00796.
- [9] J. L. Gillin & J. P. Gillin, *Cultural Sociology; a Revision of an Introduction to Sociology*. New Yotk: The Macmillan Company, New York, 1948, 1948.
- [10] L. P. Sakti, T. Sulistaningsih, & T. Sulistyowati, Perubahan Sosial Masyarakat Pasca Pandemi Covid-19 Di Kota Malang, *Jurnal Administrasi dan Kebijakan Publik*, vol. 6, no. 2, 2021, doi: 10.25077/jakp.
- [11] Bank Indonesia, *PERATURAN BANK INDONESIA NOMOR: 6/10/PBI/2004*. Indonesia: www.bi.go.id, 2004, pp. 1–23.