

Can financial literacy become an effective mediator for investment intention?

Kelvin Tanuwijaya^a and Ignatius Roni Setyawan^{b*}

^aAlumnae of Faculty of Economic and Business, Tarumanagara University, Indonesia

^bLecturer of Faculty of Economic and Business, Tarumanagara University, Indonesia

CHRONICLE

Article history:

Received: February 27, 2021

Received in revised format:

April 29 2021

Accepted: May 16, 2021

Available online:

May 18, 2021

Keywords:

Financial Socialization

Financial Experience

Financial Literacy

Investment Intention

College Students

ABSTRACT

The lifestyle of Indonesian people who are very consumptive makes it difficult for people to invest. This can be shown in the number of capital market investors in Indonesia which is only 0.61% of the total population. The low level of financial literacy in Indonesia is one factor. Many people do not understand finance so they cannot manage finances properly. In this study, we look for 130 respondents who are college students to find out how financial socialization and financial experience influence on investment intention through financial literacy. The theory used in this research is theory of planned behavior and social learning theory. In this study, financial literacy can only mediate the financial experience of investment intention. The results of this study are in accordance with the theory of planned behavior in which one of the elements is perceived behavioral control with self-control factors originating from within, namely experience so that the financial experience is expected to generate interest in investing.

© 2021 by the authors; licensee Growing Science, Canada

1. Introduction

Every human being would want to meet the needs and desires that are very diverse and endless, especially people who live in Jakarta. The demands and lifestyle in Jakarta is one of the problems faced by every community. With the high standard of living in Jakarta, people are also trying to earn a high income. Every month, most of the people of Jakarta spend most of their income on their needs and lifestyles, which are classified as consumptive. According to the Manulife Investor Sentiment Index (2016), 53% of respondents spend 70% of their income to meet their needs and desires and 10% of respondents spend 90% of their income. Based on economic theory, a person's income can be allocated into consumption, savings and investment. Haming and Basamalah (2010: 14) say that investment is the current expenditure in the hope that it will get greater returns in the future. Investing can prevent the consumptive lifestyle of the people of Jakarta. Instruments for investing are very diverse, ranging from physical ones such as precious metals and non-physical property or financial instruments such as bonds, stocks, deposits and mutual funds. Of all the above instruments, stock is one investment instrument that has a high enough return when compared to other instruments. According to the Indonesian Central Securities Depository (2018), the number of Single Investor Identification (SID) in Indonesia has increased from year to year. In 2018, KSEI noted that Indonesia had 1,617,367 SID or 0, 61% of the total population of Indonesia. But when compared with Malaysia 3.8 million investors or the equivalent of 12.8% of the population and Singapore 1.5 million investors or the equivalent of 30% of the population. From these data, the phenomenon arises why the number of stock investors in Indonesia is not less than 1% of the entire population of Indonesia. One of the main factors influencing investment interest is financial literacy supported by OJK survey evidence (2018) which shows the results of the financial literacy level of Indonesian people around 21.84% for 2016 and OJK targets the financial literacy rate of Indonesian people to reach 35% in 2019 This will certainly have a good impact on the development of financial products in Indonesia, including investment.

* Corresponding author.

E-mail address: ign.s@fe.untar.ac.id (I. R. Setyawan)

According to Al-Tamini and Anood's research (2009) with respondents of UAE investors, there is a positive relationship between financial literacy and investment decisions which explains that the higher a person's financial literacy will encourage someone to invest and choose the right investment instrument. One of the factors that makes someone have an interest in investing because that person already understands the principles of finance. Every year, the country is always faced with inflation. With inflation, it will certainly increase the price of goods and make our currency smaller. One way to overcome inflation is to invest in order to get results in order to maintain or increase the value of your money. In addition, based on Mahfudh's (2014) research from investor respondents in Kenya shows that investors in the Kenyan capital market are investors who have sufficient financial literacy. From the two similar studies, it still needs to be re-examined with different respondents namely students of the Faculty of Economics and Business, Tarumanagara University, whether they can show similar results as well. To measure someone's literacy level, it can be determined by several factors such as financial socialization and financial experience. Based on Ameliawati & Setiyani's research (2018) that financial socialization can influence financial management behavior (Ajzen & Fishbein, 1977) through financial literacy that is strengthened by social learning theory. In this study, social agents become one of the sources of someone obtaining financial literacy knowledge that can influence their financial management behavior. The agents who can play an important role include: parents as the main agent, friends and the environment around us who become complementary agents. The relationship between financial experience and financial behavior through financial literacy according to Ameliawati & Setiyani's research (2018), shows positive results, which means that the more financial experience a person has, the better the financial behavior will affect. In this case, a person's experience becomes a very important factor influencing financial management behavior. Where, the more financial experience that is owned then makes a person become higher in the level of financial literacy so that it can make a person's financial behavior better. Students are agents of change who will continue the struggle of this nation including undergraduate students at Tarumanagara University, Faculty of Economics and Business Jakarta, who will graduate and become economic actors in the community. In the long run these students will be central in economic activity. Based on data from KSEI (2018), it is said that the majority of investors in the capital market come from the age of 21-30 years (39.72%) of 51.42% with a bachelor education background. Thus this study is to test the effect of financial socialization and financial experience on investment intention through financial literacy on college students. Or in other words, this study wants to test the effectiveness of financial literacy as a mediating variable of the two determinants of investment intention to target student respondents.

2. Literature review

A number of studies relating to the theme of investment interest explain the factors influencing one's investment interest and their relationship. The initial concept of this study adopted and adapted from previous studies that have links between research results and research methods. Mahfudh (2016) conducted research on investors at The Nairobi Securities Exchange using a questionnaire that took a sample of 400 respondents using non-probability sampling techniques, with the result that there was a significant relationship between financial literacy and the investment decision making process. Research by Muhammad and Khan (2018) which took samples of students, lecturers, and individuals who have investment experience. The number of respondents taken was 310 respondents using non-probability sampling techniques through questionnaires. From this study the results showed that there was a significant positive relationship between financial literacy and investment intention. Kumar et al. (2017) conducted a study with 337 respondents from President University students using a non-probability sampling technique through a questionnaire which revealed that there was a significant positive relationship between financial literacy and financial behavior. The research of Ameliawati and Setiyani (2018) which took a sample of Semarang University Faculty of Economics students through questionnaires with 278 respondents using non-probability sampling techniques. The results of this study indicate that there is a positive relationship between financial socialization of financial behavior through financial literacy, as well as a positive relationship between financial experience and financial behavior through financial literacy. Copur (2011) conducted research with Hacettepe University students as 3983 respondents by distributing questionnaires. The results of this study say that a student who conducts financial consultations with parents becomes materialistic than those who do not consult. Palm (2017) examined by taking a sample of 283 respondents from South Dakota State University through a questionnaire. The results of this study are that there is no influence between financial socialization on the use of credit cards among students. The social agent in question is the parent in this study. Lusardi and Tufano (2009) conducted research in collaboration with Taylor Nelson Sofres (TNS) Global by telephone as a data collection tool. Samples taken as many as 1000 people. The results of this study say that the more financial experience a person has, the more a person will become aware of financial concepts such as making credit card payments on time to avoid interest. White and Fulk (2018) conducted a study with a sample of 5729 Ohio Student Financial Wellness Study (OSFWS) students. Based on this study, it was concluded that the majority of OSFWS students consulted their parents about their financial condition. Ali (2011) conducted a study by taking samples of 341 students majoring in investment management and portfolio with non-probability sampling techniques. The results of the study indicate that perceived risk, perceived return, and trust can positively affect the investment interest so that it can be interpreted that the smaller the risk, the greater the return promised and the trust offered makes a person have an interest in investing in the instrument. Solheim et al. (2011) conducted a study by taking 217 Midwest University students with non-probability sampling techniques. From this study the results obtained show that students who pay attention to their parents as role models in finance have a level of awareness to save and manage finances well. Another study took a sample of the workforce in Malaysia and successfully obtained 1957 respondents. This study uses a non-probability sampling technique. The results of this study show that the higher the level of financial literacy, the better the workforce will be in managing their finances.

2.1 Effect of Financial Socialization on Investment Intention

To get a good level of literacy, social agents are needed to provide good financial information. Social agents in question such as parents and friends. According to the research of Setiyani and Ameliawati (2018), there is a positive influence between financial socialization on financial literacy. Research by Sohn et al. (2012) and Putri and Djuminah (2016) which concluded that the more social agents that are owned will increase one's level of financial literacy. According to Muhammad and Khan (2018) said that there is a positive relationship between financial literacy and investment intention so that the higher the level of financial literacy, the more interested someone will be to invest.

Based on the explanation above, the researcher formulated the hypothesis as follows:

Ha1: *There is a significant positive relationship between financial socialization and investment intention.*

Ha2: *There is a positive significant relationship between financial socialization with investment intention through financial literacy as mediation.*

2.2 Effect of Financial Experience on Investment Intention

Experience is the best learning material included in the process of increasing the level of financial literacy. According to the research of Setiyani and Ameliawati (2018), there is a positive influence between financial experience and investment intention. Sohn et al. (2012) research also revealed the same results, namely there is a positive relationship between financial experience and investment intention. A financial experience is an important factor in measuring a person's level of financial literacy, there will also be no meaning to someone having a high level of financial literacy without sufficient financial experience. According to Muhammad and Khan (2018), there is a positive relationship between financial literacy and investment intention.

Based on the explanation above, the researcher formulated the hypothesis as follows:

Ha3: *There is a significant positive relationship between financial experience and investment intention.*

Ha4: *There is a significant positive relationship between financial experience and investment intention through financial literacy as mediation.*

2.3 Effect of Financial Socialization on Financial Literacy

Social agents have an important role in the development of one's financial capabilities. These social agents convey various financial information that can improve financial capacity. According to Ameliawati and Setiyani (2018), there is a positive relationship between financial socialization and financial literacy.

Based on previous research, researchers conclude the following hypothesis:

Ha5: *There is a significant positive relationship between financial socialization and financial literacy.*

2.4 Effect of Financial Experience with Financial Literacy

A person's financial experience will certainly have a good influence on financial ability. The more literate a person has, the more understanding someone is about financial concepts. Financial ability will also depend on the size of the factor in the availability of funds that a person has. For the proxy of the availability of funds, it can be seen in the study of Setyawan (2020). According to Ameliawati and Setiyani (2018), there is a positive relationship between financial experience on financial literacy.

Based on previous research, researchers conclude the following hypothesis:

Ha6: *There is a significant positive effect between financial experience on financial literacy.*

2.5 Effect of Financial Literacy with Investment Intention

Financial literacy is one of the indicators to generate interest in someone to invest. According to research Sadiq and Khan (2018), said that there is a positive relationship between financial literacy on investment intention.

From previous research, researchers formulated the hypothesis as follows:

Ha7: *There is a significant positive relationship between financial literacy on investment intention.*

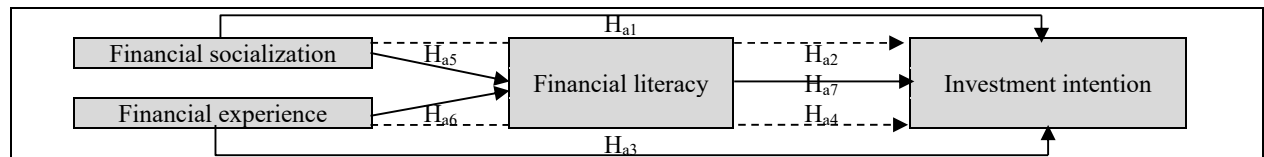


Fig. 1. Conceptual framework of the study

3. Research method

3.1 Data Collection

In this study, the selected population was Tarumanagara University students. The researcher uses a non-probability sampling technique with a purposive sampling method using the specified criteria. The sample criteria chosen by the researchers were students of the Faculty of Economics and Business, Tarumanagara University who were still active with a minimum level of education at semester 4. According to Ringle and Sarstedt (2011: 7), the condition for the number of samples that must be obtained in using PLS-SEM is ten times the highest number of direct indicators in measurement. In this study, the most measurement indicators are seven indicators so that the minimum sample size is seventy respondents. And according to Roscoe (1975) in Sekaran and Bougie (2013) that is a good number of samples ranging from 30 to 500 samples so that the respondents determined in this study were 130 respondents to meet the rules set.

3.2 Operational Variable Definition

In this study, the variables used can be divided into three namely independent, dependent, and mediating variables. The independent variable is the variable that influences the dependent variable, while the mediating variable is the variable that mediates the independent variable to influence the dependent variable. The independent variables in this study are financial socialization and financial experience. The dependent variable is investment intention, and the mediating variable is financial literacy. Each variable can be measured through several indicators using a Likert scale with a score between 1-5. Financial socialization is the process of learning financial sciences obtained from various social agents around individuals. According to Copur (2011) financial socialization can be measured in four indicators, and according to Palm (2017) using four indicators to measure financial socialization. In this study, researchers used six indicators adapted through Copur (2011) and Palm (2017). Financial experience is the knowledge and financial knowledge gained by someone by trying and experiencing various financial events directly in life. Indicator questions to measure the financial experience of this study were adapted from Lusardi and Tufano (2008). Financial literacy is the ability of a person to understand and be able to implement these financial concepts by using financial information available in their lives with the aim of achieving prosperity in the future. The indicator used to measure financial literacy was adapted from the study of Kumar et al. (2017). Interest in investing in shares is an encouragement from within individuals that will lead to the intention to commit to allocate the amount of money owed into a company in return for obtaining a number of company ownership rights as well as profits that depend on the amount of money invested in the company. The question indicator used to measure investment intention was adapted from the research of Ali (2011) as many as seven questions. Convergent validity is the inside of the outer model used to see how much the measurement instrument is related to other instruments. Convergent validity must assume that each indicator in a construct has a high correlation. The rules for assessing convergent validity can be obtained from average variance extracted (AVE) and loading factors. What measurement instrument can be said to be valid if the AVE value > 0.50 (Henseler et al., 2009) and has a loading factor > 0.50 (Abdillah & Jogiyanto, 2015). Discriminant Validity has the principle that the construct measurement tool must not have a low correlation among other construct indicators. Discriminant validity indicators can be assessed from the cross loading value of each indicator and the criteria for the larvalker. Indicators declared passed discriminant validity with the cross loading value of each indicator is greater than the cross loading value of the variable, and the fornell-lacker analysis shows the AVE value of each construct is greater than the correlation between constructs. (Chin, 1998; Chin & Newsted, 1999; Henseler et al., 2009).

The next stage is the reliability test where this test is used to prove the level of accuracy and consistency of each indicator to measure a construct. This test looks at the value of composite reliability and Crombach's alpha. An instrument can be said to be reliable by looking at the value of composite reliability that exceeds 0.7 (Henseler et al., 2009). Abdillah and Jogiyanto (2015) say that an instrument can be said to be reliable if the value of Crombach's Alpha is greater than 0.6. Convergent Validity is a part in testing the outer model that is used to see how the influence of one indicator with other indicators. An indicator that can be declared valid if it has a high correlation between the indicators in a construct model. To assess convergent validity can be seen from the value of Average Variance Extracted (AVE) and loading factor. According to Henseler et al (2009), a AVE value greater than 0.50 can meet the requirements of convergent validity and according to Abdillah & Jogiyanto (2015), the loading factor value must be greater than 0.50 to meet the convergent validity requirements. The next stage is the reliability test where this test is used to prove the level of accuracy and consistency of each indicator to measure a construct. This test looks at the value of composite reliability and Crombach's alpha. An instrument can be said to be reliable by looking at the value of composite reliability that exceeds 0.7 (Henseler et al., 2009). Abdillah and Jogiyanto (2015) say that an instrument can be said to be reliable if the value of Crombach's Alpha is greater than 0.6.

Table 1
Convergent Reliability Results

	Indicator	Factor Loading	Cronbach's Alpha	Average Variance Extracted (AVE)
Financial Socialization	FS1	0.770	0.842	0.518
	FS2	0.823		
	FS3	0.789		
	FS4	0.524		
	FS5	0.728		
	FS6	0.773		
Financial Experience	FE1	0.775	0.913	0.662
	FE2	0.556		
	FE3	0.630		
	FE4	0.796		
	FE5	0.699		
	FE6	0.760		
	FE7	0.785		
Financial Literacy	FL1	0.851	0.832	0.549
	FL2	0.667		
	FL3	0.699		
	FL4	0.864		
	FL5	0.893		
	FL6	0.857		
	FL7	0.835		
Investment Intention	II1	0.707	0.847	0.523
	II2	0.800		
	II3	0.669		
	II4	0.597		
	II5	0.833		
	II6	0.620		
	II7	0.799		

Table 2
Discriminant validity — Fornell-Larcker criterion

	FINANCIAL EXPERIENCE	FINANCIAL LITERACY	FINANCIAL SOCIALIZATION	INVESTMENT INTENTION
FINANCIAL EXPERIENCE	0.720			
FINANCIAL LITERACY	0.664	0.814		
FINANCIAL SOCIALIZATION	0.690	0.650	0.741	
INVESTMENT INTENTION	0.649	0.647	0.713	0.723

Note: Squared correlations; AVE values bolded and located along the diagonal line.

Table 3
Discriminant validity — HTMT criterion

	FINANCIAL EXPERIENCE	FINANCIAL LITERACY	FINANCIAL SOCIALIZATION	INVESTMENT INTENTION
FE1	0.775	0.605	0.565	0.564
FE2	0.556	0.317	0.369	0.373
FE3	0.630	0.367	0.350	0.346
FE4	0.796	0.580	0.715	0.551
FE5	0.699	0.401	0.346	0.375
FE6	0.760	0.519	0.468	0.527
FE7	0.785	0.458	0.554	0.457
FL1	0.527	0.851	0.542	0.535
FL2	0.405	0.667	0.295	0.479
FL3	0.390	0.699	0.328	0.364
FL4	0.651	0.864	0.651	0.649
FL5	0.628	0.893	0.605	0.562
FL6	0.512	0.857	0.565	0.515
FL7	0.592	0.835	0.598	0.529
FS1	0.502	0.499	0.770	0.543
FS2	0.528	0.557	0.823	0.566
FS3	0.593	0.471	0.789	0.542
FS4	0.254	0.271	0.524	0.380
FS5	0.593	0.563	0.728	0.565
FS6	0.527	0.466	0.773	0.545
II1	0.464	0.563	0.521	0.707
II2	0.629	0.584	0.620	0.800
II3	0.334	0.299	0.319	0.669
II4	0.443	0.377	0.293	0.597
II5	0.538	0.551	0.626	0.833
II6	0.332	0.329	0.431	0.620
II7	0.465	0.463	0.645	0.799

4. Result of hypothesis testing

The first hypothesis discusses the effect of financial socialization on investment intention. The t-statistics value for the first hypothesis is 3,380 (t-statistics > 1.96) and the p-value is 0.001 (p-value < 0.05). From the analysis it can be concluded that the hypothesis is accepted with the conclusion that there is a significant positive effect between financial socialization and investment intention.

The second hypothesis discusses the effect of financial socialization on investment intention through financial literacy. The t-statistics value for the second hypothesis is 1.404 (t-statistics < 1.96) and the p-value is 0.161 (p-value > 0.05). From the analysis it can be concluded that the hypothesis is rejected with the conclusion that there is no significant positive effect between financial socialization with investment intention through financial literacy as mediation.

The third hypothesis discusses the effect of financial experience on investment intention. The t-statistics value for the second hypothesis is 2.195 (t-statistics > 1.96) and the p-value is 0.029 (p-value < 0.05). From the analysis it can be concluded that the hypothesis is accepted with the conclusion that there is a significant positive effect between financial experience and investment intention.

The fourth hypothesis discusses the effect of financial experience on investment intention through financial literacy. The t-statistics value for the second hypothesis is 1,980 (t-statistics > 1.96) and the p-value is 0.048 (p-value < 0.05). From the analysis it can be concluded that the hypothesis is accepted with the conclusion that there is a significant positive effect between financial experience and investment intention through financial literacy as mediation.

The fifth hypothesis discusses the effect of financial socialization on financial literacy. The t-statistics value for the second hypothesis is 3.064 (t-statistics > 1.96) and the p-value is 0.002 (p-value < 0.05). From the analysis it can be concluded that the hypothesis is accepted with the conclusion that there is a significant positive effect between financial socialization and financial literacy.

The sixth hypothesis discusses the effect of financial experience on financial literacy. The t-statistics value for the second hypothesis is 3.524 (t-statistics > 1.96) and the p-value is 0 (p-value < 0.05). From the analysis it can be concluded that the hypothesis is accepted with the conclusion that there is a significant positive effect between financial experience and financial literacy.

The seventh hypothesis discusses the effect of financial literacy on investment intention. The t-statistics value for the second hypothesis is 2.333 (t-statistics > 1.96) and the p-value is 0.020 (p-value < 0.05). From the analysis it can be concluded that the hypothesis is accepted with the conclusion that there is a significant positive effect between financial literacy and financial investment intention.

Table 4
Direct and indirect effects

Hypotheses	Effect	Direct Effect	Indirect Effect	p-Value
H1	Financial Socialization → Investment Intention		0.416	0.001
H2	Financial Socialization → Financial Literacy → Investment Intention	0.089		0.161
H3	Financial Experience → Investment Intention		0.200	0.029
H4	Financial Experience → Financial Literacy → Investment Intention	0.100		0.048
H5	Financial Socialization → Financial Literacy		0.367	0.002
H6	Financial Experience → Financial Literacy		0.411	0.000
H7	Financial Literacy → Investment Intention		0.243	0.020

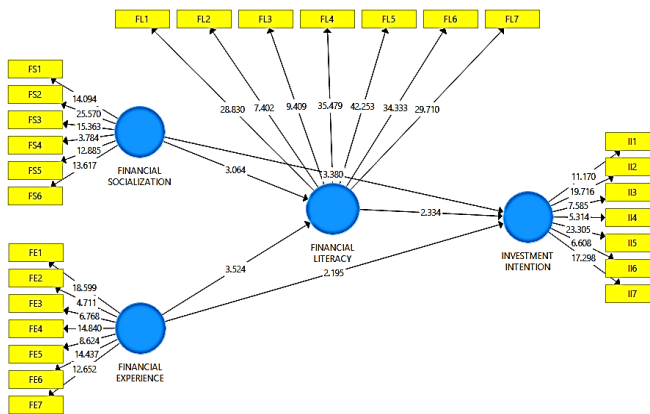


Fig. 2. Structural model — overall path diagram

5. Discussion

The results of this study indicate that financial socialization has a positive effect on investment intention. This shows that the subject of this study is that students feel the role of social agents that influence their investment interests. Tarumanagara University Faculty of Economics and Business students already have knowledge of investment and have met the requirements to open a stock investment account in the capital market.

In measuring financial socialization, the FS2 indicator has the most influence, "in taking financial actions, the suggestions from my parents greatly influence my decision." From these results it can be illustrated that students can have an investment interest based on invitations or suggestions from social agents. Students still need external stimulation to be able to generate investment interest due to the lack of financial knowledge and experience. For these results it might be different if the respondents chosen were financial professionals who have a lot of financial knowledge and experience so as to generate investment interest from within themselves.

The results of this are in accordance with the theory of social learning theory, which says that a person will cause an intention to do something because of the role of social agents that help to generate such intentions so that in financial and investment terms there are social agents who provide examples of financial behavior indirectly can cause someone to follow it, including to invest.

The results of this study indicate that financial literacy cannot mediate financial socialization of investment intentions. In this study, the role of financial literacy as a mediation between financial socialization and investment intention is insignificant despite having a positive influence. This shows that to generate investment interest, solicitation or advice from social agents is more effective in generating investment interest.

In the measurement of financial literacy, FL5 indicator has the most influence "I always set aside some of my money for urgent purposes". From these results it is clear that someone who has a good level of financial literacy will be on guard about an uncertain future with one way to have his own savings for urgent needs. The role of social agents themselves becomes less effective in generating investment interest because someone with a good literacy level will be very difficult to be influenced by external stimuli to generate investment interest.

The results of this study have different results from the studies of Setiyani and Ameliawati (2018), Sohn et al (2012), Putri and Djuminah (2016) and Muhammad and Khan (2018). Although the results of this study have less significant results, the direction of the influence of financial socialization on investment intention through financial literacy has the same results, namely positive with previous research.

The results of this study indicate that there is a positive influence between financial experience on investment intention. The students of the Faculty of Economics and Business at Tarumanagara University already have sufficient financial experience so that it can generate interest in investing because they have experienced good financial experience themselves.

In the measurement of financial experience, FE1 is the indicator that gives the biggest impact "I have savings in the bank". From this it can be concluded that students already have basic experience in finance as indicated by experience in opening and having their own savings in the bank. Banking is the main entry point in the financial industry so that with a bank account it will be easier to conduct various other financial transactions such as to invest. So it can be concluded that to increase investment interest among students can be started with financial experience, namely opening a bank account. The more financial experience students have will certainly create a stronger impetus for investment interest.

The results in this study indicate that financial experience has a positive influence on investment intention through financial literacy. This shows that financial literacy can mediate financial experience towards investment intention. The level of financial literacy gained from student financial experience can generate investment interest.

In the measurement of financial literacy, FL5 indicator has the greatest impact "I always set aside a portion of my money for urgent purposes". This is in line with the basic student financial experience of having savings in a bank that can increase the level of financial literacy with the presence of banking savings so students can save by setting aside income for future needs and uncertainties. Students who are aware of uncertainty about the future will certainly have an awareness of the importance of investing to deal with uncertainty in the future so that it can generate interest in investing.

The results of this study are also in accordance with the research of Setiyani and Ameliawati (2018) which shows that financial literacy can mediate financial experience. In addition, Sadiq and Khan's research (2018), there is a positive influence between financial literacy and investment intention so that financial literacy can be used as a mediation between financial experience.

The results of this study indicate that financial socialization can positively influence financial literacy. This shows that the presence of social agents can increase the level of financial literacy of the Tarumanagara University Faculty of Economics and Business students.

In the measurement of financial socialization, the FS2 indicator has the most influence "my parents direct me to always save". In this case, social agents will certainly be one source of channeling financial information that can increase the level of financial literacy of students. The more social agents that are owned, the more indirect financial information that can be received by someone who is useful to increase the level of financial literacy.

6. Concluding remarks

The results of this study are in accordance with the research of Setiyani and Ameliawati (2018), who said that financial socialization can affect financial literacy because with the presence of social agents can be one way to obtain good financial knowledge either through discussion or through short talk so that it can increase one's financial literacy level.

The results of this study indicate that financial experience has a significant effect on financial literacy. This shows that the more financial experience a person has, it can increase one's level of financial literacy. Measurement of financial experience, the FE1 indicator has the most influence "I have savings in the bank". This shows that the more experience a person has in conducting financial activities it can increase one's level of financial literacy. The main thing that becomes the basis for financial activities is opening a savings account at the bank after which it is possible to carry out other financial transactions.

This result is in accordance with the research of Setiyani and Ameliawati (2018) which shows that there is a positive influence between financial experience and financial literacy. In this research it is said that the more financial experience one has, the higher a person's level of financial literacy.

The results of this study indicate that financial literacy can have a positive influence on investment intention. This shows that the higher a person's level of financial literacy can lead to investment interest. In the measurement of financial literacy, the FL15 indicator has the most influence "I always set aside some of my money for urgent purposes". From this research it can be concluded that someone who understands financial literacy will certainly be aware of various kinds of uncertainties that will occur in the future so that it will certainly raise interest in investing as a way to deal with these uncertainties. The results of this study are consistent with research by Muhammad and Khan (2018), saying that there is a positive influence between financial literacy on investment intention.

Further research can include elements of herding behavior in the financial literacy model for the college students as the research object. This is because college students often make them each other a reference in thinking and acting. To transform herding behavior measurements into questionnaire items, we can include the studies from Ramli, et al. (2016) and Setyawan & Ramli (2016). What needs to be considered is how to transform its measurements so that relevant and accurate questionnaire items about herding behavior can be generated. In addition, the research model can be developed to be better by adopting elements of financial citizenship specifically for the female students from the study of Setyawan, et al. (2020).

References

- Abdillah, W., & Jogiyanto (2015). *Partial Least Square (PLS), Alternatif Structural Equation Modeling (SEM) Dalam Penelitian Bisnis*. Yogyakarta: Andi Offset.
- Ajzen, I., & Fishbein, M. (1977). Attitude-behavior relations: A theoretical analysis and review of empirical research. *Psychological Bulletin*, 84(5), 888..
- Ali, A. (2011). Predicting individual investors' intention to invest: an experimental analysis of attitude as a mediator. *International Journal of Human and Social Sciences*, 6(1), 876-883..
- Al-Tamimi, H. H., & Bin Kalli, A. (2009). Financial literacy and investment decisions of UAE investors. *Researchgate*, 10(5), 500-516.
- Ameliawati, M., & Setiyani, R. (2018). The Influence of Financial Attitude, Financial Socialization, and Financial Experience to Financial Management Behavior with Financial Literacy as the Mediation Variable. *KnE Social Science*, 811-832.
- Chin, W. (1998). The partial least squares approach to structural equation modeling. In G. A. Marcoulides (Ed.), *Modern methods for business research*. Lawrence Erlbaum Associates, 295-336.
- Chin, W., & Newsted, P. (1999). Structural equation modeling analysis with small samples using partial least squares. In R. H. Hoyle (Ed.), *Statistical strategies for small sample research*. Sage Publications, 307-341.
- Copur, Z. (2015). *EFFECTS OF FINANCIAL SOCIALIZATION AND PERCEIVED NORMS ON MATERIALISM: COLLEGE STUDENTS SAMPLE*. Turkey: IGI Global.
- Fulk, M., & White, K. J. (2018). Exploring racial differences in financial socialization and related financial behaviors among Ohio college students. *Cogent Social Sciences*, 4(1), 1514681.
- Ghozali, I., & Latan, H. (2014). *Partial least squares : konsep, teknik dan aplikasi SmartPLS 2.0 M3 untuk penelitian empiris*. Semarang : Badan Penerbit Universitas Diponegoro.

- Hair, J. F., Ringle, C. M., & Sarstedt, M. (2011). PLS-SEM: Indeed a silver bullet. *Journal of Marketing theory and Practice*, 19(2), 139-152.
- Haming, M., & Basalamah, S. (2010). *Studi Kelayakan Investasi Proyek dan Bisnis*. Jakarta Bumi Aksara, 14.
- Henseler, J., Ringle, C. M., & Sinkovics, R. R. (2009). The use of partial least squares path modeling in international marketing. In *New challenges to international marketing*. Emerald Group Publishing Limited.
- Kumar, S., Watung, C., Eunike, J., & Liunata, L. (2017). The Influence of financial literacy towards financial behavior and its implication on financial decisions: A survey of President University students in Cikarang-Bekasi. firm. *Journal of Management Studies*, 2(1), 169-177.
- Lusardi, A., & Tufano, P. (2015). Debt literacy, financial experiences, and overindebtedness. *Journal of Pension Economics & Finance*, 14(4), 332-368.
- MAHFUDH, M. (2014). FINANCIAL LITERACY AND INVESTMENT DECISIONS IN KENYA: A CASE OF INDIVIDUAL INVESTORS IN THE NAIROBI SECURITIES EXCHANGE. Fall : UNITED STATES INTERNATIONAL UNIVERSITY.
- Muhammad, M. N., & Khan, R. A. (2018). Financial Literacy, Risk Perception and Investment Intention among Youth in Pakistan. *International Journal of Management Sciences and Business Research*, 85-93.
- Palm, C. N. (2017). Financial Socialization's Impact on College Students' Credit Card Behavior. *The Journal of Undergraduate Research*, 15(1), 8.
- Putri, B. K., & Djuminah. (2016). Peran Agen Sosialisasi Finansial, Pengalaman Finansial dan Perilaku Terhadap Uang Dalam Membentuk Literasi Finansial Pada Mahasiswa. *Artikel Ilmiah*, 1, 1-15.
- Ramli, I., Agoes, S., & Setyawan, I. R. (2016). Information Asymmetry And The Role Of Foreign Investors In Daily Transactions During The Crisis; A Study Of Herding In The Indonesian Stock Exchange. *Journal of Applied Business Research (JABR)*, 32(1), 269-288. <https://doi.org/10.19030/jabr.v32i1.10178>
- Sekaran, U., & Bougie, R. (2013). *Research Methods For Business: A Skill Building Approach*. New York: John Wiley & Sons.
- Setiawan, E. (2019). *Kamus Besar Bahasa Indonesia*.
- Setyawan, I. R., & Ramli, I. (2016). Herding Behavior in the Indonesian Stock Exchange: The Roles and Contributions of Foreign Investors During the Period 2006 to 2011. *Jurnal Pengurusan*, 46, 125-135. <https://doi.org/10.2139/ssrn.2313036>
- Setyawan, I.R., Ramli, I., & Listiyarti, I. (2020) Design Development of Financial Citizenship Model for Women in Indonesia, *IOP Conf. Ser.: Mater. Sci. Eng.* 1007 012046
- Setyawan IR (2020) Funding Sources Consideration in the Framework of Capital Structure Decision, *International Journal of Innovation, Creativity and Change*. www.ijicc.net Volume 12, Issue 8, 2020, 631-644.
- Solheim, C. A., Zuiker, V. S., & Levchenko, P. (2011). Financial socialization family pathways: Reflections from college students' narratives. *Family Science Review*, 16(2), 97-112.
- Sohn, S., Joo, S., Grable, J. E., Lee, S., & Kim, M. (2012). Adolescents' financial literacy: The role of financial socialization agents, financial experiences, and money attitudes in shaping financial literacy among South Korean youth. *Journal of Adolescence*, 35, 2005-2007. <https://doi.org/10.1016/j.adolescence.2012.02.002>



© 2021 by the authors; licensee Growing Science, Canada. This is an open access article distributed under the terms and conditions of the Creative Commons Attribution (CC-BY) license (<http://creativecommons.org/licenses/by/4.0/>).



The Results Are In

CrowdStrike received the highest possible score in 11 criteria.

CrowdStrike® Open

Accounting

COUNTRY	SUBJECT AREA AND CATEGORY	PUBLISHER	H-INDEX
<p>Canada</p>	<p>Business, Management and Accounting</p> <ul style="list-style-type: none"> Accounting <p>Pharmacology, Toxicology and Pharmaceutics</p> <ul style="list-style-type: none"> Pharmaceutical Science 	<p>Growing Science</p>	<p>5</p>
PUBLICATION TYPE	ISSN	COVERAGE	
<p>Journals</p>	<p>23697393, 23697407</p>	<p>2018-2020</p>	

The Results Are In

CrowdStrike received the highest possible in 17 criteria.

CrowdStrike® Open

SCOPE

Information not localized


 Join the conversation about this journal

Free Resume Templates

Download a Free & Perfect resume. Try now for free!

Resume.io



 Quartiles



Thieme Medical Publishers

The journal has an impact factor and is covered in main abstracting & indexing services

Thieme Publishers



FIND SIMILAR JOURNALS

1
International Journal of Law and Management
GBR

2
Journal of Applied Business Research
USA

3
International Journal of Disclosure and Governance
GBR

4
Indian Journal of Governance
GBR

53%
similarity

51%
similarity

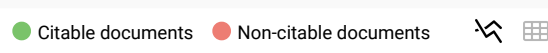
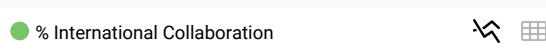
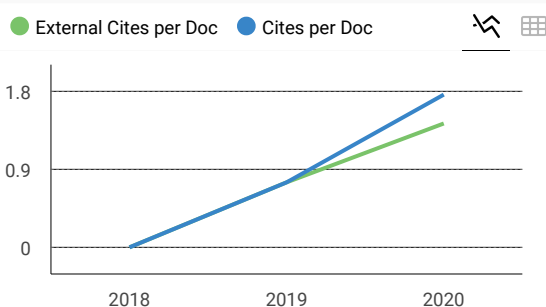
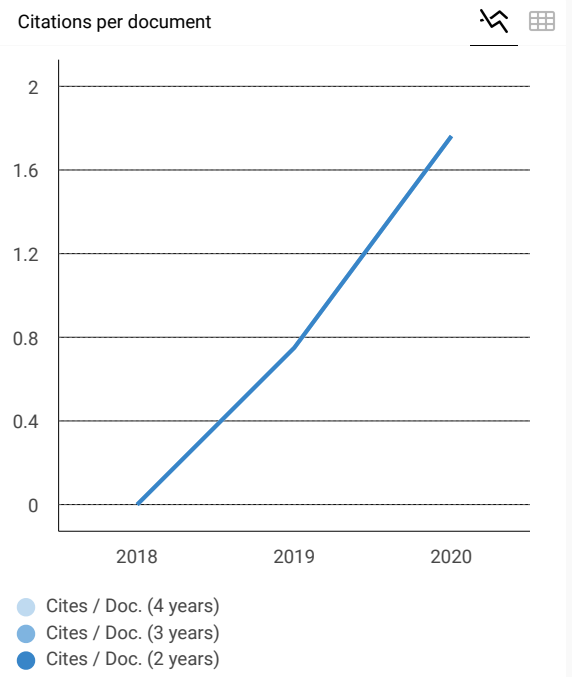
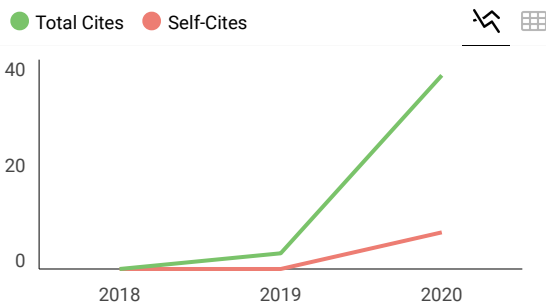
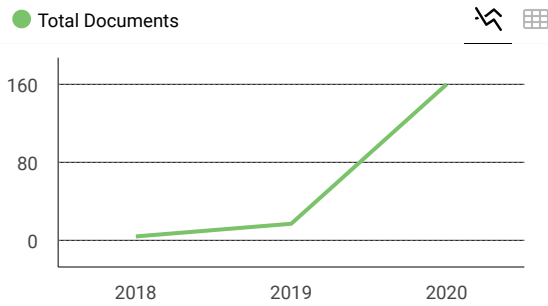
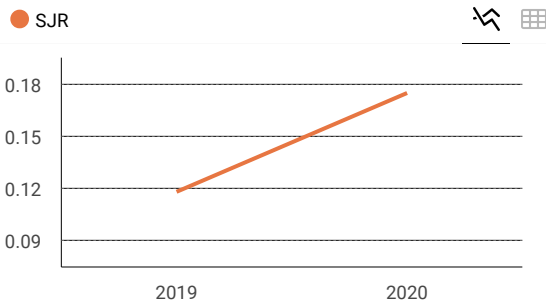
51%
similarity

49%
similarity

Thieme Medical Publishers

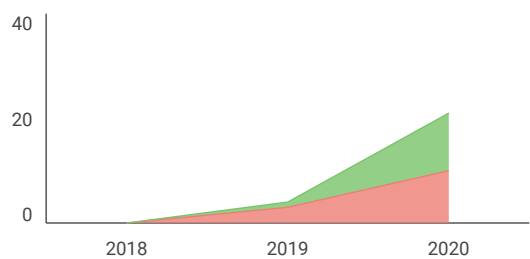
The journal has an impact factor and is covered in main abstracting & indexing services

Thieme Publishers





● Cited documents ● Uncited documents



Accounting

Q3 Pharmaceutical Science
best quartile

SJR 2020
0.18

powered by scimagojr.com

← Show this widget in your own website

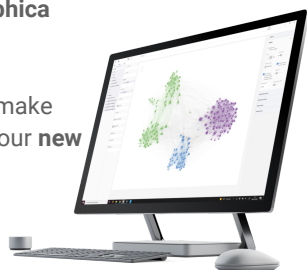
Just copy the code below and paste within your html code:

```
<a href="https://www.scimag
```

SCImago Graphica

Explore, visually communicate and make sense of data with our new free tool.

Get it



Scopus Indexed Journal

Fast Track Peer Reviewed Publication.

tojqi.net

OPEN

Metrics based on Scopus® data as of April 2021



Dr. Rusdiyanto, SE, M.Ak, CH, CHt 5 months ago

Dear Scimago Team

I want to ask about the progress of this journal in the future, because there are several journals published here, I ask for guidance from the Scimago team

Best regards,

Dr. Rusdiyanto, SE, M.Ak, CH, CHt

 reply**Melanie Ortiz** 4 months ago

SCImago Team

Dear Dr. Rusdiyanto,
Thank you for contacting us. Our data come from Scopus, they annually send us an update of the data. This update is sent to us around April / May every year. The SJR for 2019 was released on 11 June 2020. Therefore, the indicators for 2020 will be available in June 2021 and before that date we can't know what will happen with this journal.
Best Regards, SCImago Team

D

dr.mousa saleh 6 months ago

Dear Editor,
I made a registration for your scientific journal about two weeks ago so that I could send my research for publication with you, but I did not receive an email from you until I completed the process of sending the research

THE IMPACT OF LIQUIDITY AND LEVERAGE ON PROFITABILITY IN INDUSTRIAL SECTOR IN JORDAN

Warm Regards,

Mousa Mohammad Abdallah Saleh

Department of Financial and Administrative Sciences, Al-Balqa Applied University, Jordan.

E- mail: dr.mousasaleh@bau.edu.jo

ORCID: <https://orcid.org/0000-0001-7026-8561>

 reply**Melanie Ortiz** 6 months ago

SCImago Team

Dear Dr. Mousa,
thank you for contacting us.
We are sorry to tell you that SCImago Journal & Country Rank is not a journal. SJR is a portal with scientometric indicators of journals indexed in Elsevier/Scopus.
Unfortunately, we cannot help you with your request, we suggest you contact the journal's editorial staff , so they could inform you more deeply.
Best Regards, SCImago Team

Leave a comment

Name

Email

(will not be published)



I'm not a robot

reCAPTCHA
Privacy - Terms

The users of Scimago Journal & Country Rank have the possibility to dialogue through comments linked to a specific journal. The purpose is to have a forum in which general doubts about the processes of publication in the journal, experiences and other issues derived from the publication of papers are resolved. For topics on particular articles, maintain the dialogue through the usual channels with your editor.

Developed by:



Powered by:



Follow us on @ScimagoJR

Scimago Lab, Copyright 2007-2020. Data Source: Scopus®

EST MODUS IN REBUS

Horatio (Satire 1,1,106)



Source details

Accounting

Open Access ⓘ

Scopus coverage years: from 2018 to Present

Publisher: Growing Science

ISSN: 2369-7393 E-ISSN: 2369-7407

Subject area: [Pharmacology, Toxicology and Pharmaceutics: Pharmaceutical Science](#)

[Business, Management and Accounting: Accounting](#)

Source type: Journal

CiteScore 2020

0.9 ⓘ

SJR 2020

0.175 ⓘ

SNIP 2020

1.778 ⓘ

[View all documents >](#)

[Set document alert](#)

[Save to source list](#) [Source Homepage](#)

[CiteScore](#) [CiteScore rank & trend](#) [Scopus content coverage](#)

i Improved CiteScore methodology

CiteScore 2020 counts the citations received in 2017-2020 to articles, reviews, conference papers, book chapters and data papers published in 2017-2020, and divides this by the number of publications published in 2017-2020. [Learn more >](#)

CiteScore 2020 ▾

$$0.9 = \frac{158 \text{ Citations 2017 - 2020}}{181 \text{ Documents 2017 - 2020}}$$

Calculated on 05 May, 2021

CiteScoreTracker 2021 ⓘ

$$0.8 = \frac{281 \text{ Citations to date}}{343 \text{ Documents to date}}$$

Last updated on 04 June, 2021 • Updated monthly

CiteScore rank 2020 ⓘ

Category	Rank	Percentile
Pharmacology, Toxicology and Pharmaceutics	#109/166	34th
Pharmaceutical Science		
Business, Management and Accounting	#123/155	20th
Accounting		

[View CiteScore methodology >](#) [CiteScore FAQ >](#) [Add CiteScore to your site ↗](#)

About Scopus

[What is Scopus](#)

Language

[日本語に切り替える](#)

Customer Service

[Help](#)

