

LEMBAR
HASIL PENILAIAN SEJAWAT SEBIDANG ATAU *PEER REVIEW*
KARYA ILMIAH : PROSIDING

Judul Artikel : MEMS Fabricated Cochlea with Frequency Selectivity and Acoustic/Electric Conversion
 Nama Penulis : **Harto Tanujaya**, H.Shintaku, D.Kitagawa, S.Kawano
 Jumlah Penulis : 4 (empat)
 Status Pengusul : Penulis Pertama
 Identitas Prosiding : a. Judul Prosiding : Non Linear Techno-Science
 b. ISBN/ISSN : -
 c. Thn Terbit, Tempat : Osaka, March 4-6, 2009
 d. Alamat Repository PT/Web Prosiding : <https://lintar.untar.ac.id/dokportofolio/forumilmiah/6064114bf5dfa88156981850a14ac85.pdf>
 e. Terindex di : -

Kategori Publikasi *Prosiding* Ilmiah *Prosiding* Internasional
 (beri (√) pada kategori yang tepat) *Prosiding* Nasional
 Prosiding Terindex Scopus

Hasil Penilaian *Peer Review*

Komponen Yang Dinilai	Nilai Maksimal <i>Prosiding</i> Ilmiah (isi di kolom yang sesuai)			Nilai Akhir <i>peer</i> Yang Diperoleh
	<i>Prosiding</i> Internasional	<i>Prosiding</i> Nasional	<i>Prosiding</i> Terindex	
Kelengkapan dan kesesuaian unsur isi <i>prosiding</i> (10%)	90% x 10% x 15			1,35
Ruang lingkup dan kedalaman pembahasan (30%)	92% x 30% x 15			4,14
Kecukupan & kemutakhiran data/informasi dan metodologi (30%)	93% x 30% x 15			4,185
Kelengkapan unsur & kualitas penerbit (30%)	95% x 30% x 15			4,275
Nilai <i>peer</i> Maksimal (100%)	15			13,95
Kontribusi Pengusul; (nilai akhir <i>peer</i> x bobot penulis pertama = $13,95 \times 60\% = 8,37$)				8,37
Komentar/Usulan <i>Peer Review</i> : (Terlampir hal. 2)	1. Tentang kelengkapan dan kesesuaian unsur: 2. Tentang ruang lingkup dan kedalaman pembahasan; 3. Kecukupan dan kemutakhiran data/informasi dan metodologi; 4. Kelengkapan unsur dan kualitas penerbit; 5. Indikasi Plagiasi; 6. Kesesuaian Bidang Ilmu: <i>Terlampir</i>			

Jakarta, 18.12. 2019
 Penilai I



(Prof. Dr. Ir. Agustinus Purna Irawan)
 NIDN/NIP : 0328087102 / 10398021
 Jabatan/Pangkat/Bidang Ilmu: Professor/IVC/Teknik Mesin
 Unit Kerja: Fakultas Teknik – Universitas Tarumanagara

<p>KOMENTAR PEER REVIEW</p>	<p>1. Tentang kelengkapan dan kesesuaian unsur:</p> <p>Artikel dengan judul MEMS Fabricated Cochlea with Frequency Selectivity and Acoustic/Electric Conversion, ditulis secara benar sesuai dengan standar penulisan artikel ilmiah yang memuat pendahuluan, metode/peralatan yang digunakan, pengambilan data dan data, analisa dan kesimpulan.</p> <p>2. Tentang ruang lingkup dan kedalaman pembahasan:</p> <p>Artikel tersebut membahas mengenai fabrikasi MEMS dan pengujian penyaringan frekuensi, dibahas secara spesifik dan mudah dipahami.</p> <p>3. Kecukupan dan kemutakhiran data/informasi dan metodologi;</p> <p>Metodologi terstruktur dan jelas, data dan referensi yang diambil up to date.</p> <p>4. Kelengkapan unsur dan kualitas penerbit:</p> <p>Kepanitiaan dan penyelenggara seminar jelas dan terdokumentasi. Artikel didalam prosiding diterbitkan oleh Osaka University, Japan dan dapat dibaca melalui daring.</p> <p>5. Indikasi Plagiasi:</p> <p>Artikel dengan judul MEMS Fabricated Cochlea with Frequency Selectivity and Acoustic/Electric Conversion yang dipresentasikan di Non Linear Techno-Science pada tanggal March 4-6, 2009 di Osaka dan diselenggarakan oleh Osaka University, Japan, dapat dibaca secara daring https://lintar.untar.ac.id/dokportofolio/forumilmiah/6064114bf5dfa88156981850a14ac85.pdf tidak ditemukan indikasi plagiasi dengan tingkat kesamaan menggunakan software Turnitin sebesar 3 %.</p> <p>6. Kesesuaian Bidang Ilmu:</p> <p>Artikel tersebut membahas tentang fabrikasi MEMS dan pengujian penyaringan frekuensi dan ada Linieritas keilmuan dengan pengusul.</p>
-------------------------------------	--

Jakarta, 18.12. 2019
Penilai I



(Prof. Dr. Ir. Agustinus Purna Irawan)
NIDN/NIP : 0328087102 / 10398021
Jabatan/Pangkat/Bidang Ilmu: Professor/IVC/Teknik Mesin
Unit Kerja: Fakultas Teknik – Universitas Tarumanagara

LEMBAR
HASIL PENILAIAN SEJAWAT SEBIDANG ATAU PEER REVIEW
KARYA ILMIAH : PROSIDING


Judul Artikel : MEMS Fabricated Cochlea with Frequency Selectivity and Acoustic/Electric Conversion
 Nama Penulis : **Harto Tanujaya**, H.Shintaku, D.Kitagawa, S.Kawano
 Jumlah Penulis : 4 (empat)
 Status Pengusul : Penulis Pertama
 Identitas Prosiding : a. Judul Prosiding : Non Linear Techno-Science
 b. ISBN/ISSN : -
 c. Thn Terbit, Tempat : Osaka, March 4-6, 2009
 d. Alamat Repository PT/Web Prosiding : <https://linter.untar.ac.id/dokportofolio/forumilmiah/6064114bf5dfa88156981850a14acc85.pdf>
 e. Terindex di : -

Kategori Publikasi *Prosiding* Ilmiah *Prosiding* Internasional
 (beri (√) pada kategori yang tepat) *Prosiding* Nasional
 Prosiding Terindex Scopus

Hasil Penilaian *Peer Review*

Komponen Yang Dinilai	Nilai Maksimal <i>Prosiding</i> Ilmiah (isi di kolom yang sesuai)			Nilai Akhir Yang Diperoleh
	<i>Prosiding</i> Internasional	<i>Prosiding</i> Nasional	<i>Prosiding</i> Terindex	
Kelengkapan dan kesesuaian unsur isi <i>prosiding</i> (10%)	1.5			1,425
Ruang lingkup dan kedalaman pembahasan (30%)	4.5			4,185
Kecukupan & kemutakhiran data/informasi dan metodologi (30%)	4.5			4,185
Kelengkapan unsur & kualitas penerbit (30%)	4.5			4,275
Total = 100%	15			14,07
Kontribusi Pengusul; (nilai akhir <i>peer</i> x penulis pertama = 14,07 x 60% = 8,442)				8,442
Komentar/Usulan <i>Peer Review</i> :	1. Tentang kelengkapan dan kesesuaian unsur; 2. Tentang ruang lingkup dan kedalaman pembahasan; 3. Kecukupan dan kemutakhiran data/informasi dan metodologi; 4. Kelengkapan unsur dan kualitas penerbit; 5. Indikasi Plagiasi; 6. Kesesuaian Bidang Ilmu: <i>Terlampir</i>			

Jakarta, 14 - 11 - 2019
 Penilai I


 (Dr. Ir. M. Sobron Yamin L., M.Sc.)
 NIDN/NIP : 0114056705 / 10311009
 Jabatan/Pangkat/Bidang Ilmu: Lektor Kepala/IV/Teknik Mesin
 Unit Kerja: Fakultas Teknik – Universitas Tarumanagara

<p>KOMENTAR PEER REVIEW</p>	<p>1. Tentang kelengkapan dan kesesuaian unsur:</p> <p>Artikel MEMS Fabricated Cochlea with Frequency Selectivity and Acoustic/Electric Conversion, sesuai dengan kaidah penulisan artikel ilmiah yang meliputi pendahuluan, metode/alat, data dan analisa serta kesimpulan.</p> <p>2. Tentang ruang lingkup dan kedalaman pembahasan:</p> <p>Ruang lingkup pembahasan artikel tersebut tentang fabrikasi membrane dengan MEMS dan pengujian frekuensi, dengan kedalaman pembahasan yang spesifik.</p> <p>3. Kecukupan dan kemutakhiran data/informasi dan metodologi;</p> <p>Data yang diambil dan digunakan untuk analisa dan referensi tergolong baru dan mutakhir, dengan susunan metodologi yang baik.</p> <p>4. Kelengkapan unsur dan kualitas penerbit:</p> <p>Penerbit dan penyelenggara seminar bergerak dalam dunia pendidikan dan sering mengadakan acara seminar/konferensi berskala nasional/internasional. Editor/ketua panitia dan reviewer untuk makalah tersusun jelas. Artikel dapat dilihat secara online.</p> <p>5. Indikasi Plagiasi:</p> <p>Artikel MEMS Fabricated Cochlea with Frequency Selectivity and Acoustic/Electric Conversion yang dipresentasikan pada tanggal 4-6 March 2009 di Seminar Non Linear Techno-Science di Osaka dan diselenggarakan oleh Osaka University, Japan, dapat dibaca secara daring https://lintar.untar.ac.id/dokportofolio/forumilmiah/6064114bf5dfa88156981850a14ac85.pdf dan tidak ditemukan indikasi plagiasi.</p> <p>6. Kesesuaian Bidang Ilmu:</p> <p>Artikel MEMS Fabricated Cochlea with Frequency Selectivity and Acoustic/Electric Conversion dengan pembahasan tentang fabrikasi membrane dengan MEMS dan pengujian frekuensi sesuai dan linier dengan bidang ilmu pengusul.</p>
-------------------------------------	--

Jakarta,
Penilai II

14-11-2019


(Dr. Ir. M. Sobron Yamin L., M.Sc.)
NIDN/NIP : 0114056705 / 10311009
Jabatan/Pangkat/Bidang Ilmu: Lektor Kepala/IV/Teknik Mesin
Unit Kerja: Fakultas Teknik – Universitas Tarumanagara

Nonlinear Techno Science 2009

ORIGINALITY REPORT

3%

SIMILARITY INDEX

0%

INTERNET SOURCES

3%

PUBLICATIONS

0%

STUDENT PAPERS

PRIMARY SOURCES

1

"Regenerative Medicine for the Inner Ear",
Springer Nature, 2014

Publication

3%

2

A.C.H. Ling. "Difference triangle sets from affine
planes", IEEE Transactions on Information
Theory, 2002

Publication

1%

Exclude quotes On

Exclude matches < 1%

Exclude bibliography On

Nonlinear Techno Science 2009

by Fakultas Teknik

Submission date: 09-Dec-2019 10:12AM (UTC+0700)

Submission ID: 1230175145

File name: Prosiding_Nonlinear_Techno_Science_2009_MEMs_tes2.pdf (389.01K)

Word count: 1731

Character count: 9230

MEMS fabricated cochlea with frequency selectivity and acoustic/electric conversion

Harto Tanujaya, Graduate School of Engineering Science
 Hirofumi Shintaku, Graduate School of Engineering Science
 Dai Kitagawa, Graduate School of Engineering Science
 Satoyuki Kawano, Graduate School of Engineering Science
 Email: harto@mblox.me.es.osaka-u.ac.jp (shintaku@me.es.osaka-u.ac.jp)

In this paper, we report a novel piezoelectric artificial cochlea which works as an acoustic sensor with frequency selectivity. This system realizes the selectivity with the association of the local resonance of oscillation, the piezoelectric effect and the microfabricated electrode array. The artificial cochlea is composed of a membrane of 40 μm -thick polyvinylidene difluoride (PVDF) which is fixed on a substrate with a trapezoidal channel. The membrane over the channel works as a sensor and is oscillated by the acoustic wave. The width of the sensor is proportionally varied from 2 mm to 4 mm along the 30 mm of longitudinal direction so as to change the local resonance frequency of the sensor with respect to the position. A detecting electrode array with 24-elements is produced by aluminum thin film with 500 μm \times 1mm rectangle and 1 mm in space, where they are located in a center line of the trapezoidal channel. The measurements of the oscillating amplitude using a laser Doppler vibrometer reveal that the sensor has specific vibration characteristics in response to the frequency from 3 kHz to 15 kHz. As the result of the vibration characteristics, the piezoelectric output from the electrodes show the frequency selectivity. From these findings, the application feasibility of the artificial cochlea is confirmed.

Keywords: fluid-structure interaction, acoustic sensor, cochlea, microelectromechanical systems

1. Introduction

Sensorineural hearing loss is deafness caused by the damage on the hair cells of the cochlea, where the hair cells convert acoustic wave to electrical signals that stimulate the auditory nerve. Recently, the artificial cochlea is used as the medical treatment for the deaf patients. The current artificial cochlea consists of implantable stimulating electrodes and an extracorporeal device, which bypasses the damaged hair cells by generating electric current in response to the acoustic wave. However, there are some essential disadvantages in the current artificial cochlea that extracorporeal device including battery, sound processor, and microphone is indispensable. This situation motivates us to develop a fully self contained artificial cochlea.

The important role of the artificial cochlea is not only conversion of acoustic waves to electrical signals but also the frequency selectivity. In particular, the selectivity is critical to realize the "natural hearing". In order to artificially realize the selectivity, some microscaled devices which mimic the biological cochlea have been reported. Tanaka et al.⁽¹⁾ and Chen et al.⁽²⁾ fabricated a beam arrays which are fixed over a trapezoidal channel. Despite its frequency selectivity, the mechanical strength of the device is not enough due to its beam structure. White et al.⁽³⁾ developed a fully microfabricated cochlear model made of the polyimide membrane with Si_3N_4 beams. However, the frequency range is relatively higher than the audible frequency from 20 Hz to 20 kHz.

In this paper, we report a prototype device for the development of a fully self contained artificial cochlear, where the device realizes the frequency selectivity and generation of electrical output in the range of audible frequency. As a first step, we here focus on the basic characteristics of the device in atmosphere. The device consists of a piezoelectric sensor with a trapezoidal shape so as to generate the frequency-dependent electrical output. The vibration of the sensor is measured using laser Doppler vibrometer (LDV) to measure the frequency-dependence of the oscillation of sensor. The relationship between the oscillation and piezoelectric output is also investigated based on the experimental result. Moreover, the experimental result in terms of the local resonance frequency is compared with theoretical one based on the plate

bending model

2. Experimental Method

Schematic of the developed artificial cochlea is shown in Fig. 1. The artificial cochlea is composed of a 40 μm thick polyvinylidene difluoride (PVDF) membrane (KUREHA, Japan) and a substrate with a trapezoidal channel. The trapezoidal channel is designed so that the membrane over it is oscillated by the acoustic wave. The width of the channel proportionally changes from 2.0 mm to 4.0 mm along the longitudinal direction with the length of 30 mm. This shape is intended to mimic the passive basilar membrane, that is, the local resonance frequency of the sensor is gradually changing along the longitudinal direction due to the variation of the local mechanical boundary condition. Lower resonance frequency is expected at the wider side, whereas larger one is at narrower one. Applying acoustic wave with a certain frequency, the locally resonating place shows a relatively large

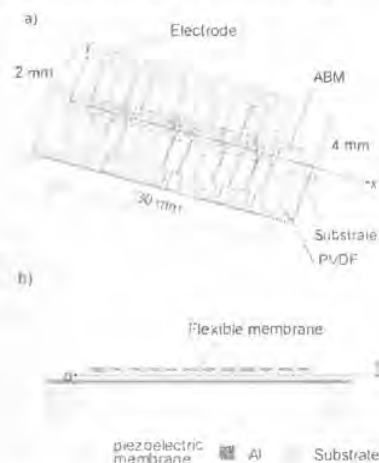


Fig. 1 Schematic of developed artificial cochlea

displacement. This realizes the frequency selectivity of the artificial cochlea with the association of the piezoelectric effect and electrode array. The electrode array with 24 elements made of aluminum thin film is fabricated on the PVDF membrane based on a standard photolithography and etching. The each electrode with the width of 0.5 mm is equally spaced 1.0 mm center to center, resulting in a gap of 0.5 mm between two adjacent electrodes, whereas the bottom electrode is prepared as a common electrode on the backside. The acoustic wave is generated using a speaker (FORTEX, Japan) which locates with 120 mm at a distance and 45 degree at a tilt. The frequency is controlled from 3 kHz to 20 kHz. The vertical velocity due to the acoustic wave is measured by LDV. The displacement which is converted from the velocity data is analyzed by FFT to obtain the amplitude of the oscillation from the spectrum data at the frequency of the applied acoustic wave. At the same time, the piezoelectric output from the electrodes is measured in terms of the voltage.

3. Results and Discussion

The amplitude distribution of the oscillation at 6 kHz, 9 kHz and 12 kHz are shown in Fig.2 (a), (b) and (c), respectively. The results clearly show the dependence of the oscillation on the frequency of the acoustic wave. There are some positions with the local maximum amplitude which are caused by the generation of the standing wave in x direction. Focusing on the global maximum amplitude which may be increased by the resonance, the position changes from right to left with increasing the frequency. This tendency may be induced by the proportionally changing width of the trapezoidal sensor along the x position. Since the curvature in x direction is relatively small compared to it in y direction due to the geometrical shape of the sensor, the local wave length of the oscillation mainly depends on the width at a certain x position. Then, the higher local resonance frequency can be obtained at the place where the width of the sensor is narrower.

The relationships between the x position of the electrodes and piezoelectric output at 5 kHz and 7 kHz are shown in Fig. 3 (a) and (b), respectively. For reference, the distribution of the oscillation amplitude on x axis is plotted by thin line. The piezoelectric output shows the similar dependence with the oscillation, where the shape of the distribution qualitatively agrees well. In addition, the relationship between position x of electrodes and the frequency f_p is obtained as shown in Fig.4, where the piezoelectric output shows the maximum amplitude at f_p . The f_p increases from 3 kHz to 12 kHz with decreasing the position x of electrodes. This result suggests the applicability of the developed device in terms of the frequency selectivity. The f_p is compared with the relationship between the local resonance frequency f_r and the position x in Fig.4. The f_p shows the similar values with f_r . This indicates that the frequency selectivity in the piezoelectric output is induced by the local resonance of the oscillation of the sensor. Furthermore, f_p is compared with the theoretical f_r based on the plate bending theory solved by the WKB (Wentzel-Kramers-Brillouin) asymptotic method⁽⁴⁾. The comparison shows the reasonable agreement between them, and the validity of theoretical analysis is confirmed. Considering the fact that the audible frequency is ranged from 20 Hz to 20 kHz, the developed device covers only a part of it. The theoretical analysis predicts that the frequency range can be reduced by using thinner membranes, for example, it can be reduced from 1 kHz to 3.5 kHz with the 10 μ m thick membrane. The optimized device can be easily fabricated by the used of microfabrication technologies and the applicability of it will be discussed in the future work.

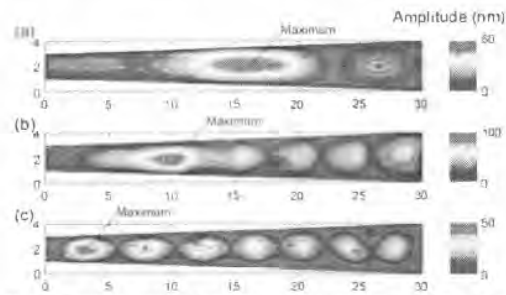


Fig. 2 Contour maps of oscillation amplitude at (a) 6 kHz, (b) 9 kHz and (c) 12 kHz

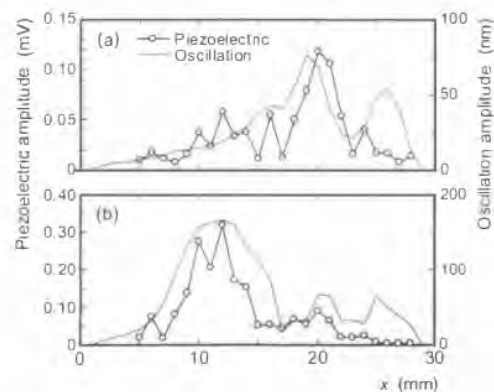


Fig. 3 Oscillation amplitude and piezoelectric one for various position x at (a) 5 kHz and (b) 7 kHz.

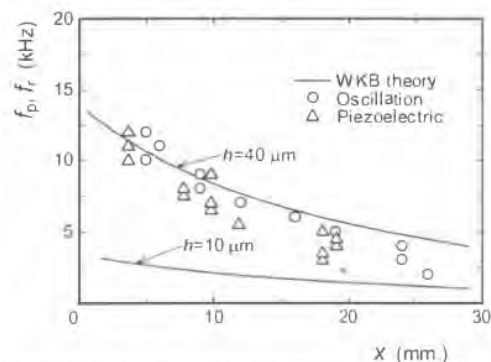


Fig. 4 Dependence of local resonance frequencies of f_p and f_r on the position x for various thickness h of PVDF sensor

References

- (1) Kenji Tanaka and Motoisugu Abe, A novel cochlea "Fishbone" with dual sensor/actuator characteristics, IEEE/ASME Transactions on Mechatronics, Vol.3, No.2(1998), pp.98-105.
- (2) Fangyi Chen, Howard I. Cohen, Thomas G. Bifano, Jason Castle, Jeffrey Formin, Christopher Kapusta, David C. Mountain, Aleks Zosuls, and Allan E. Hubbard, A hydromechanical biomimetic cochlea: Experiments and models, Journal of Acoustic Society of America, Vol.119, No.1(2006), pp.394-405.
- (3) Robert D. White and Karl Grosh, Microengineered hydromechanical cochlear model, Proceedings of the National Academy of Sciences of the United States of America, Vol.102, No.5(2005), pp.1296-1301.
- (4) Hirofumi Shintaku, Haruo Tanujaya, Yohei Nakamoto, Takayuki Nakagawa, Satoyuki Kawano, and Juichi Ito, Fluid Dynamic Analysis on Basic Characteristics of MEMS Fabricated Artificial Cochlea, The 7th JSME-KSME Thermal and Fluids Engineering Conference, p.155 (CDROM).