

LEMBAR
HASIL PENILAIAN SEJAWAT SEBIDANG ATAU PEER REVIEW
KARYA ILMIAH : JURNAL ILMIAH

Judul Artikel Ilmiah : Experimental Study of Vibration of Prototype Auditory Membrane
 Nama Penulis : **Harto Tanujaya**, Satoyuki Kawano
 Jumlah Penulis : 2 (dua)
 Status Pengusul : Penulis Pertama
 Identitas Buku Ilmiah : a. Nama Jurnal : Applied Mechanics and Materials
 b. Nomor ISSN : 1662-7482
 c. Vol. No. Bln. Th. : Volume 493, Januari 2014
 d. Penerbit : Trans Tech Publications, Switzerland
 e. Jumlah halaman : 6 halaman
 f. Alamat Web Jurnal : <https://www.scientific.net/AMM.493.372>
 g. DOI Artikel : <https://doi.org/10.4028/www.scientific.net/AMM.493.372>

Kategori Publikasi Buku Ilmiah (beri (√) pada kategori yang tepat)

Jurnal Ilmiah Internasional Bereputasi
 Jurnal Ilmiah Internasional
 Jurnal Ilmiah Nasional Terakreditasi
 Jurnal Ilmiah Nasional Tidak Terakreditasi
 Jurnal Ilmiah Terindex di DOAJ/CABI/COPERNICUS/Lainnya

Hasil Penilaian Peer Review

Komponen Yang Dinilai	Nilai Maksimal Jurnal Ilmiah (isi di kolom yang sesuai)					Nilai Akhir peer Yang Diperoleh
	Internasional Bereputasi	Internasional	Nasional Terakreditasi	Nasional Tidak Terakreditasi	Nasional Terindex DOAJ dll	
Kelengkapan dan kesesuaian unsur isi <i>prosiding</i> (10%)	90%x10% x 40					3,6
Ruang lingkup dan kedalaman pembahasan (30%)	92%x30% x 40					11,04
Kecukupan & kemutakhiran data/informasi dan metodologi (30%)	92%x30% x 40					11,04
Kelengkapan unsur & kualitas penerbit (30%)	95%x30% x 40					11,40
Nilai <i>peer</i> Maksimal (100%)	40					37,08
Kontribusi Pengusul; (nilai akhir <i>peer</i> x bobot penulis pertama = 37,08 x 60% = 22,248)						22,248
Komentar/Usulan <i>Peer Review</i> : (Terlampir hal. 2)	1. Tentang kelengkapan dan kesesuaian unsur; 2. Tentang ruang lingkup dan kedalaman pembahasan; 3. Kecukupan dan kemutakhiran data/informasi dan metodologi; 4. Kelengkapan unsur dan kualitas penerbit; 5. Indikasi Plagiasi; 6. Kesesuaian Bidang Ilmu: <i>Terlampir</i>					

Jakarta, 10.12. 2019
 Penilai I



(Prof. Dr. Ir. Agustinus Purna Irawan)
 NIDN/NIP : 0328087102 / 10398021
 Jabatan/Pangkat/Bidang Ilmu: Professor/IVC/Teknik Mesin
 Unit Kerja: Fakultas Teknik – Universitas Tarumanagara

<p>KOMENTAR PEER REVIEW</p>	<p>1. Tentang kelengkapan dan kesesuaian unsur:</p> <p>Artikel dengan judul Experimental Study of Vibration of Prototype Auditory Membrane, ditulis secara benar sesuai dengan standar penulisan artikel ilmiah yang memuat pendahuluan, metode/peralatan yang digunakan, pengambilan data dan data, analisa dan kesimpulan.</p> <p>2. Tentang ruang lingkup dan kedalaman pembahasan:</p> <p>Artikel dengan judul Experimental Study of Vibration of Prototype Auditory Membrane, membahas kasus studi eksperimental getaran Prototype Auditory Membrane dengan spesifik dan mudah dipahami.</p> <p>3. Kecukupan dan kemutakhiran data/informasi dan metodologi;</p> <p>Metodologi terstruktur dan jelas, data dan referensi yang diambil up to date.</p> <p>4. Kelengkapan unsur dan kualitas penerbit:</p> <p>Editorial board dan reviewer untuk Jurnal “ Applied Mechanics and Materials “ jelas dan terstruktur dan dapat diakses online. Penerbit Trans Tech Publications, Switzerland dapat dilacak melalui daring, bereputasi, terindeks oleh Scopus dan berimpact factor dan memenuhi syarat jurnal ilmiah internasional, Q3 (2014), SJR 0,11, dan H Index 28. Jurnal ber ISSN/ISBN.</p> <p>5. Indikasi Plagiasi:</p> <p>Artikel dengan judul Experimental Study of Vibration of Prototype Auditory Membrane yang diterbitkan oleh Trans Tech Publications, Switzerland dan dapat dibaca secara daring https://www.scientific.net/AMM.493.372 dan DOI https://doi.org/10.4028/www.scientific.net/AMM.493.372 tidak ditemukan indikasi plagiasi dengan tingkat kesamaan menggunakan software Turnitin sebesar 9 %.</p> <p>6. Kesesuaian Bidang Ilmu:</p> <p>Artikel tersebut membahas tentang studi eksperimental getaran Prototype Auditory Membrane dan ada Linieritas keilmuan dengan pengusul.</p>
---------------------------------	---

Jakarta, 18.12.2019
Penilai I



(Prof. Dr. Ir. Agustinus Purna Irawan)
NIDN/NIP : 0328087102 / 10398021
Jabatan/Pangkat/Bidang Ilmu: Professor/IVC/Teknik Mesin
Unit Kerja: Fakultas Teknik – Universitas Tarumanagara

LEMBAR
HASIL PENILAIAN SEJAWAT SEBIDANG ATAU PEER REVIEW
KARYA ILMIAH : JURNAL ILMIAH

Judul Artikel Ilmiah : Experimental Study of Vibration of Prototype Auditory Membrane
 Nama Penulis : **Harto Tanujaya**, Satoyuki Kawano
 Jumlah Penulis : 2 (dua)
 Status Pengusul : Penulis Pertama
 Identitas Buku Ilmiah : a. Nama Jurnal : Applied Mechanics and Materials
 b. Nomor ISSN : 1662-7482
 c. Vol. No. Bln. Th. : Volume 493, Januari 2014
 d. Penerbit : Trans Tech Publications, Switzerland
 e. Jumlah halaman : 6 halaman
 f. Alamat Web Jurnal : <https://www.scientific.net/AMM.493.372>
 g. DOI Artikel : <https://doi.org/10.4028/www.scientific.net/AMM.493.372>

Kategori Publikasi Buku Ilmiah (beri (√) pada kategori yang tepat)

Jurnal Ilmiah Internasional Bereputasi
 Jurnal Ilmiah Internasional
 Jurnal Ilmiah Nasional Terakreditasi
 Jurnal Ilmiah Nasional Tidak Terakreditasi
 Jurnal Ilmiah Terindex di DOAJ/CABI/COPERNICUS/Lainnya

Hasil Penilaian Peer Review

Komponen Yang Dinilai	Nilai Maksimal Jurnal Ilmiah (isi di kolom yang sesuai)					Nilai Akhir Yang Diperoleh
	Internasional Bereputasi	Internasional	Nasional Terakreditasi	Nasional Tidak Terakreditasi	Nasional Terindex DOAJ dll	
Kelengkapan dan kesesuaian unsur isi <i>prosiding</i> (10%)	4					3,76
Ruang lingkup dan kedalaman pembahasan (30%)	12					11,4
Kecukupan & kemutakhiran data/informasi dan metodologi (30%)	12					11,4
Kelengkapan unsur & kualitas penerbit (30%)	12					11,4
Total = 100%	40					37,96
Kontribusi Pengusul; (nilai akhir <i>peer</i> x bobot penulis pertama) = 37,96 x 60% = 22,776						22,776
Komentar/Usulan Peer Review:	1. Tentang kelengkapan dan kesesuaian unsur; 2. Tentang ruang lingkup dan kedalaman pembahasan; 3. Kecukupan dan kemutakhiran data/informasi dan metodologi; 4. Kelengkapan unsur dan kualitas penerbit; 5. Indikasi Plagiasi; 6. Kesesuaian Bidang Ilmu: <i>Terlampir</i>					

Jakarta, 14-11-2019
 Penilai

(Dr. Ir. M. Sobron Yamin L., M.Sc.)
 NIDN/NIP : 0114056705 / 10311009
 Jabatan/Pangkat/Bidang Ilmu: Lektor Kepala/IV/Teknik Mesin
 Unit Kerja: Fakultas Teknik – Universitas Tarumanagara

KOMENTAR
PEER REVIEW

1. Tentang kelengkapan dan kesesuaian unsur:

Artikel **Experimental Study of Vibration of Prototype Auditory Membrane**, ditulis sesuai dengan kaidah penulisan artikel ilmiah yang meliputi pendahuluan, metode/alat, data dan analisa serta kesimpulan.
2. Tentang ruang lingkup dan kedalaman pembahasan:

Artikel **Experimental Study of Vibration of Prototype Auditory Membrane**, membahas kasus studi eksperimental getaran Prototype Auditory Membrane dengan kedalaman pembahasan yang spesifik.
3. Kecukupan dan kemutakhiran data/informasi dan metodologi;

Data yang diambil dan digunakan untuk analisa dan referensi tergolong baru dan mutakhir, dengan susunan metodologi yang baik.
4. Kelengkapan unsur dan kualitas penerbit:

Editor dan reviewer Jurnal " **Applied Mechanics and Materials** "tersusun dan terorganisir, ber ISSN/ISBN dan dapat diakses online. Penerbit **Trans Tech Publications, Switzerland** dapat dilacak melalui daring, bereputasi, terindeks oleh **Scopus dan berimpact factor dan memenuhi syarat jurnal ilmiah internasional, Q3 (2014), SJR 0,11, dan H Index 28.**
5. Indikasi Plagiasi:

Artikel **Experimental Study of Vibration of Prototype Auditory Membrane** diterbitkan oleh Trans Tech Publications, Switzerland dan dapat dibaca secara daring <https://www.scientific.net/AMM.493.372> dan DOI <https://doi.org/10.4028/www.scientific.net/AMM.493.372> tidak ditemukan indikasi plagiasi.
6. Kesesuaian Bidang Ilmu:

Artikel tersebut membahas tentang studi eksperimental getaran Prototype Auditory Membrane dan ada kesesuaian dan linieritas keilmuan dengan pengusul.

Jakarta, 14-11-2019

Penilai



(Dr. Ir. M. Sobron Yamin L., M.Sc.)

NIDN/NIP : 0114056705 / 10311009

Jabatan/Pangkat/Bidang Ilmu: Lektor Kepala/IV/Teknik Mesin

Unit Kerja: Fakultas Teknik – Universitas Tarumanagara

Applied Mechanics and Materials

Country [Switzerland - !\[\]\(a870788d6ed9b8fd294b7654a8c8526b_img.jpg\) SJR Ranking of Switzerland](#)

Subject Area and Category [Engineering](#)
[Engineering \(miscellaneous\)](#)

Publisher [Scitec Publications Ltd.](#)

Publication type [Book Series](#)

ISSN [16609336](#)

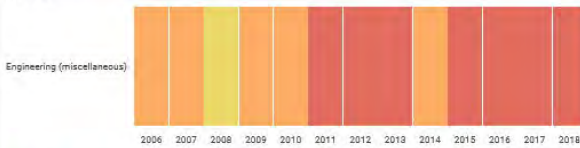
Coverage [2005-2015 \(cancelled\)](#)

28

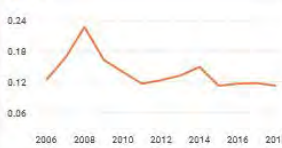
H Index

[Join the conversation about this journal](#)

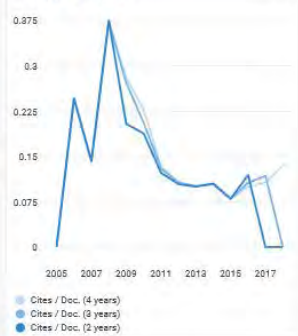
Quartiles



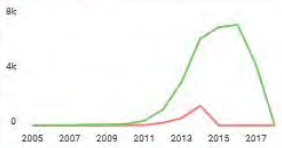
SJR



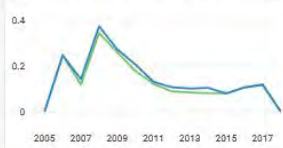
Citations per document



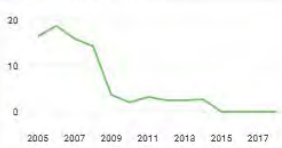
Total Cites Self-Cites



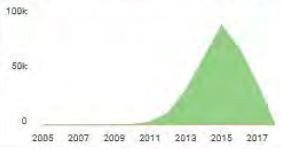
External Cites per Doc Cites per Doc



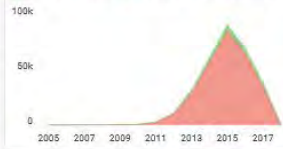
% International Collaboration



Citable documents Non-citable documents



Cited documents Uncited documents



Applied Mechanics and Materials

Q4 Engineering (miscellaneous)

SJR 2018 0.11

powered by scimagojr.com

Show this widget in your own website

Just copy the code below and paste within your html code:

```
<a href="https://www.scimagojr.com" data-bbox="600 555 675 565">
```

Periodicals

Engineering Research

Advanced Engineering Forum >

Journal of Biomimetics, Biomaterials and Biomedical Engineering >

Advances in Science and Technology >

Applied Mechanics and Materials <

International Journal of Engineering Research in Africa >

Foundations of Materials Science and Engineering >

Materials Science

Journal of Metastable and Nanocrystalline Materials >

Journal of Nano Research >

Defect and Diffusion Forum >

Solid State Phenomena >

Diffusion Foundations >

Home » [Applied Mechanics and Materials](#) » Details



Applied Mechanics and Materials

ISSN: 1662-7482

Volumes

My eBooks

Details

Editorial Board



About:

"Applied Mechanics and Materials" is a peer-reviewed journal which specializes in the publication of proceedings of international scientific conferences, workshops and symposia as well as special volumes on topics of contemporary interest in all areas which are related to:

- 1) Research and design of mechanical systems, machines and mechanisms;
- 2) Materials engineering and technologies for manufacturing and processing;
- 3) Systems of automation and control in the areas of industrial production;
- 4) Advanced branches of mechanical engineering such as mechatronics, computer engineering and robotics.

"Applied Mechanics and Materials" publishes only complete volumes on given topics, proceedings and complete special topic volumes. We do not publish stand-alone papers by individual authors.

Authors retain the right to publish an extended, significantly updated version in another periodical.

All published materials are archived with [PORTICO](#) and [CLOCKSS](#).

Authors can share research paper via KUDOS platform to help broaden your audience. Share your work via scholarly collaboration networks (like ResearchGate, Academia.edu and Mendeley) in a fully copyrightcompliant way using The Kudos Shareable PDF

Presented, Distributed and Abstracted/Indexed in:
SCImago Journal & Country Rank (SJR) www.scimagojr.com.

Periodicals

Engineering Research

Advanced Engineering Forum >

Journal of Biomimetics, Biomaterials and Biomedical Engineering >

Advances in Science and Technology >

Applied Mechanics and Materials <

International Journal of Engineering Research in Africa >

Foundations of Materials Science and Engineering >

Materials Science

Journal of Metastable and Nanocrystalline Materials >

Journal of Nano Research >

Defect and Diffusion Forum >

Solid State Phenomena >

Diffusion Foundations >

Materials Science Forum >

Key Engineering Materials >

Nano Hybrids and Composites >

Advanced Materials Research >

Limited Collections

Specialized Collections >

Home > [Applied Mechanics and Materials](#) > Editor Board



Applied Mechanics and Materials

ISSN: 1662-7482

Volumes

My eBooks

Details

Editorial Board

Editor(s) in Chief

Prof. Xi Peng Xu

SEND MESSAGE

Huaqiao University, Research Institute of Manufacturing Engineering at Huaqiao University; No.668, Jimei Road, Xiamen, China, 361021;

Editorial Board

Prof. Ezio Cadoni

SEND MESSAGE

University of Applied Sciences of Southern Switzerland, Department for Construction, Environment and Design, DynaMat Laboratory, SUPSI-DACD; Campus Trevano, Canobbio, 6952, Switzerland;

Dr. Yuan Sheng Cheng

SEND MESSAGE

Harbin Institute of Technology, School of Materials Science and Technology; P.O. Box 435, Harbin, China, 150001;

Dr. Dmitry Chinakhov

SEND MESSAGE

National Research Tomsk Polytechnic University, Yurga Institute of Technology (Branch); Leningradskaya 26, Yurga, Russian Federation, 652055;

Prof. Oana Dodun

SEND MESSAGE

Gheorghe Asachi Technical University of Iasi, Department of Machine Manufacturing Technology; D. Mangeron Blvd, 39A, Iasi, 700050, Romania;

Prof. Grigore Gogu

SEND MESSAGE

Institut Français de Mécanique Avancée, Campus de Clermont-Ferrand/les Cézeaux, CS 20265; Clermont-Ferrand, 63175, France;

Dr. Tibor Krenický

SEND MESSAGE

Technical University of Košice, Faculty of Manufacturing Technologies with a Seat in Prešov; Bayerova 1, Presov, 080 01, Slovakia;

Dr. Rozli Zulkifli

SEND MESSAGE

Universiti Kebangsaan Malaysia, Department of Mechanical and Materials Engineering, Faculty of Engineering and Built Environment; Bangi, Malaysia, 43600;

Experimental Study of Vibration of Prototype Auditory Membrane

Harto Tanujaya^{1, a} and Satoyuki Kawano²

¹ Department of Mechanical Engineering,

² Faculty of Engineering, Tarumanagara University, Jakarta - Indonesia

² Department of Mechanical Science and Bioengineering, Graduate School of Engineering Science,
Osaka University, Osaka - Japan

^ahart_tan18@yahoo.com, harto@tarumanagara.ac.id

Keywords: Auditory membrane, cochlea, PVDF, pulse, vibrations

Abstract. This experiment report the vibration of Prototype Auditory Membrane (PAM) for a novel implantable auditory membrane. PAM made of PVDF which is fabricated using MEMS technology. The vibration are measured as a response of a pulse sine wave which are applied from one of side of the membrane. The vibrations are analyzed experimentally based on the Fourier analyze theory.

Introduction

Ear is one of the five sense of human and part of auditory system. Ear is also one of the important organs of human for activity. It is not only to hear and receive a sound but also assist in balance and body positions.

Hearing is one of part the communication language to increase the skills of children and human to growth. Children can not make a communication with the other if they have some trouble with their hearing. There are many cause about hearing loss. The malfunction of the inner hairs cell is one of them [1][2]. The inner hair cells that are located inside the cochlea usually can not be repaired. Many researcher and company develop and research about cochlear implant to solve the problem. The problem of frequency selectivity is one of the important things in this case. Manufacturing of the device to realize of the selectivity which are related with cochlea have been reported. Kenji Tanaka et al. (1998) and Fang Yi Chen et al. (2006) report the results of fabricated a trapezoidal beam arrays which are fixed over a trapezoidal channel. The problem of their research about the mechanical strength of the beams structure is not strong enough. Robert D. White and Karl Grosh (2005) also make an experiment of the cochlear model using materials of silicon-nitride Si₃N₄ beams and compared with the biological materials. In this paper we discuss and analyze the behavior of the

Experimental Study_AMM

ORIGINALITY REPORT

9%

SIMILARITY INDEX

9%

INTERNET SOURCES

6%

PUBLICATIONS

2%

STUDENT PAPERS

PRIMARY SOURCES

1

www.scientific.net

Internet Source

6%

2

Shintaku, H.. "Development of piezoelectric acoustic sensor with frequency selectivity for artificial cochlea", *Sensors & Actuators: A. Physical*, 201003

Publication

2%

3

citeseerx.ist.psu.edu

Internet Source

2%

Exclude quotes On

Exclude bibliography On

Exclude matches < 2%

Experimental Study_AMM

by Fakultas Teknik

Submission date: 11-Dec-2019 05:41PM (UTC+0700)

Submission ID: 1232239146

File name: Experimental_Study_AMM.493.372.pdf (581.41K)

Word count: 1807

Character count: 8476

Experimental Study of Vibration of Prototype Auditory Membrane

Harto Tanujaya^{1, a} and Satoyuki Kawano²

¹ Department of Mechanical Engineering,
² Faculty of Engineering, Tarumanagara University, Jakarta - Indonesia

² Department of Mechanical Science and Bioengineering, Graduate School of Engineering Science,
 Osaka University, Osaka - Japan

^ahart_tan18@yahoo.com, harto@tarumanagara.ac.id

Keywords: Auditory membrane, cochlea, PVDF, pulse, vibrations

Abstract. This experiment report the vibration of Prototype Auditory Membrane (PAM) for a novel implantable auditory membrane. PAM made of PVDF which is fabricated using MEMS technology. The vibrations are measured as a response of a pulse sine wave which are applied from one of side of the membrane. The vibrations are analyzed experimentally based on the Fourier analyze theory.

Introduction

Ear is one of the five sense of human and part of auditory system. Ear is also one of the important organs of human for activity. It is not only to hear and receive a sound but also assist in balance and body positions.

Hearing is one of part the communication language to increase the skills of children and human to growth. Children can not make a communication with the other if they have some trouble with their hearing. There are many cause about hearing loss. The malfunction of the inner hairs cell is one of them [1][2]. The inner hair cells that are located inside the cochlea usually can not be repaired. Many researcher and company develop and research about cochlear implant to solve the problem. The problem of frequency selectivity is one of the important things in this case. Manufacturing of the device to realize of the selectivity which are related with cochlea have been reported. Kenji Tanaka et al. (1998) and Fang Yi Chen et al. (2006) report the results of fabricated a trapezoidal beam arrays which are fixed over a trapezoidal channel. The problem of their research about the mechanical strength of the beams structure is not strong enough. Robert D. White and Karl Grosh (2005) also make an experiment of the cochlear model using materials of silicon-nitride Si_3N_4 beams and compared with the biological materials. In this paper we discuss and analyze the behavior of the Prototype Auditory Membrane (PAM) using one pulse sine wave from actuator applied with pulse echo method.

Method and Experiment

Dimension and size of the PAM is 2 to 4 mm width, with the length is proportional changed along x direction. The length of the PAM is 30 mm with the same thickness along the membrane of 40 μm and the membrane is made of polyvinylidene (PVDF) made by Kureha, Japan as shown in Fig. 1.

In this work, we apply one cycle of sinusoidal wave on the PAM using actuator. The dynamics vibrations are observed experimentally. The sinusoidal wave one cycle from actuator is applied on the PAM with magnitude of voltage 2 V and frequency f , of 5 to 20 kHz. All of the frequencies are set in the human auditory. The function generator is used to set and arrange the frequencies and amplitude voltage. The amplifier is used to amplify and increase the magnitude of voltage.

The actuator is placed on the membrane at centre line along of the PAM in x direction, with distance 2 mm from the membrane as shown in Fig. 1. The vibration from actuator as an acoustic wave induces a transverse wave on the BAM which propagate along x . The wave propagation from the narrower side to the wider one, this condition has similarities with that on a basilar membrane in a

biological cochlea. Velocity of the vibration that are obtained from LDV converted and analyzed using FFT.

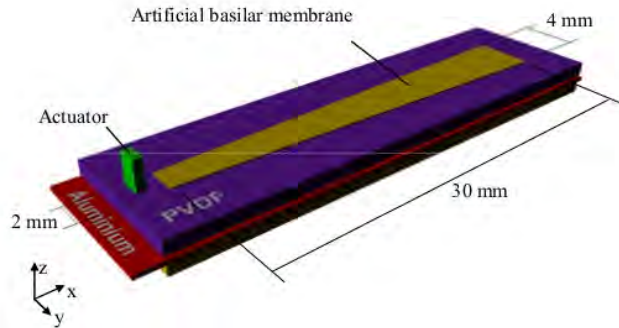



Fig. 1 Dimension and Size of Prototype Auditory Membrane

The reflection or pulse echo method is used in this experiment to measure the amplitude and time of the received signal of vibration between sending and receiving of the pulsed waves from the actuator as the sound. This method investigates the standing wave, resonant frequencies, and also the frequencies selectivity along of the PAM.

Figure 2 shows the experimental set-up of the equipment. The velocity of vibration of actuator is received and calculated using LDV equipment. The measurement is started from the actuator is applied on the PAM and is continued with interval 10 ms. The acoustic wave is applied to the device using piezoelectric actuator which is set at $(x=-2, y=0)$ position. Micropositioning device is used to arrange the positions and distance of the PAM with actuator, and also to collect the data automatically each different positions of the PAM.



(a)

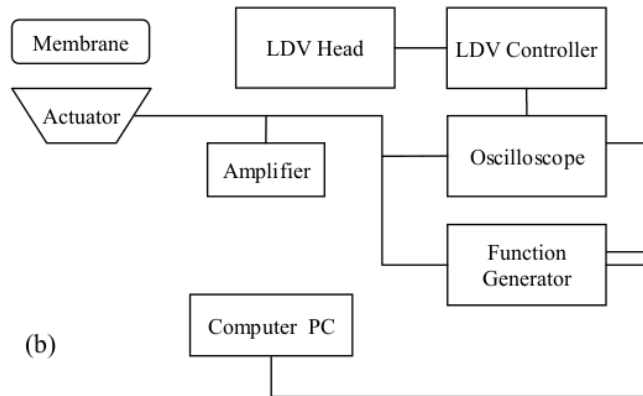
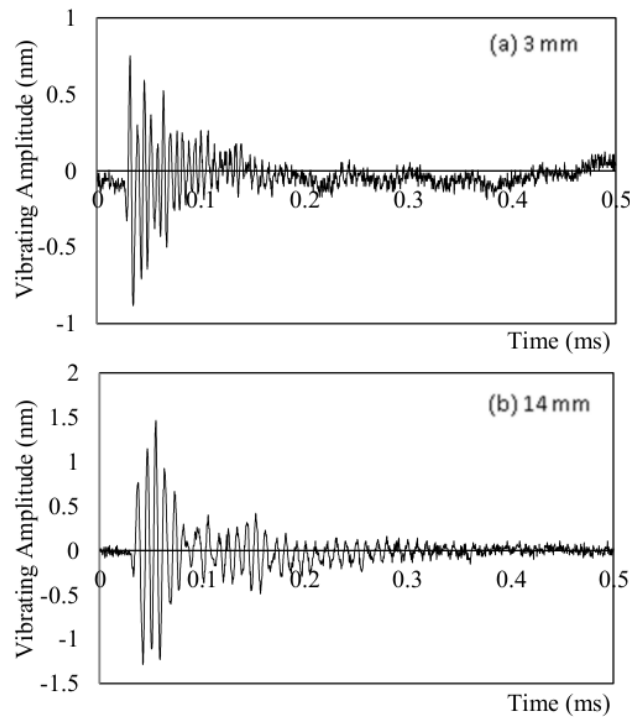


Fig. 2 Experimental set-up (a) Photograph and (b) Scheme

Results and Discussions

Figure 3 show the characteristic of vibrating amplitude of the PAM using 10 kHz pulse applied on the membrane with location at $x = 3, 14,$ and 29 mm from the narrow side of the membrane. The PAM is showed vibrate and the wave showed move and propagates along of the membrane from narrow to wider side. The figures also show that the amplitudes are detected and clearly observed around 0.75 to 1.5 nm in the data of $x = 3, 14,$ and 29 mm. This signals indicates that the induction of the resonance at those positions.



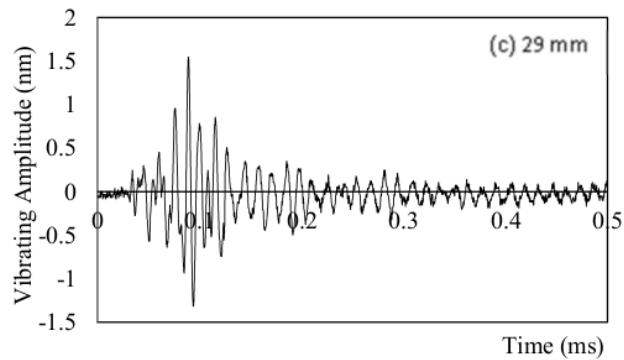
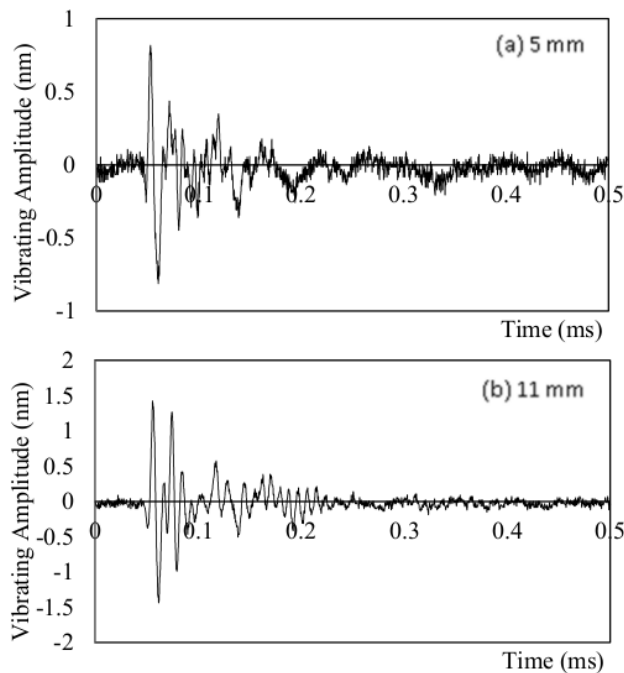


Fig. 3 Vibrating amplitude of 10 kHz at $x =$ (a) 3, (b) 14, and (c) 29 mm

The each graph of $x = 3, 14,$ and 29 mm show that the vibrating amplitude are changed propagates from the minimum to maximum amplitude increasing as the time increase. The local maximum of vibrating amplitude is indicated as the resonant frequency of the membrane at the certain frequency. The positions of the local maximum of vibrating amplitude at each frequency are different. At the distance of $3, 14,$ and 29 mm show the local maximum of vibrating amplitude along the PAM for one-sinusoidal wave and investigated at $0.032, 0.0548,$ and 0.0892 ms, respectively. This indicates that the frequency selectivity can be realized on the PAM.

Figure 4 show the characteristic of vibrating amplitude of 15 kHz pulsed applied for $x = 5, 11,$ and 24 mm from the narrow side of the membrane. These graphs show that the vibrating amplitude at $x = 5, 11,$ and 24 mm are $0.8185, 1.4252,$ and 3.8215 nm, respectively. These amplitudes are observed higher at $x = 24$ mm than $x = 5$ mm. The maximum of amplitudes of $x = 5, 11,$ and 24 mm are observed at $0.0528, 0.056,$ and 0.0764 ms, respectively.



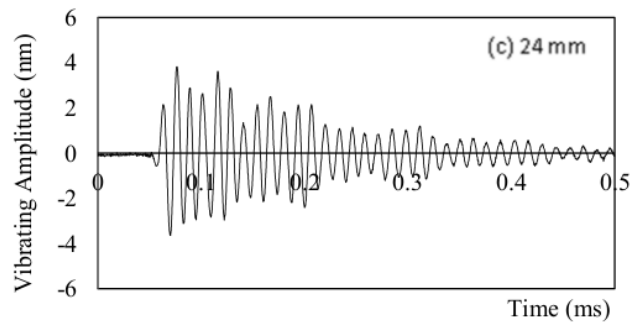


Fig. 4 Vibrating amplitude of 15 kHz at $x =$ (a) 5, (b) 11, and (c) 24 mm

Figure 5 show the vibrating amplitude of PAM along of x direction for 10 kHz and 15 kHz, respectively. The position of the maximum amplitude at 10 kHz and 15 kHz are around 27 mm and 18 mm in x direction, respectively. This conditions indicate that the maximum amplitude is changed to the smaller x direction with increasing the frequency. This phenomena also show that the resonant frequency are investigated increasing as the width of the PAM decrease. The dynamics of the wave propagation is clearly show travel toward the larger x with changing the amplitude. The vibration phenomena of the PAM is very similar with the basilar membrane vibration in the biological cochlea. This phenomena describe that the PAM can realize the natural hearing.

Acknowledgement

The authors would like to acknowledge Dr. Hirofumi Shintaku and Dr. Yoichi Kagaya for the support and assist the experiment.

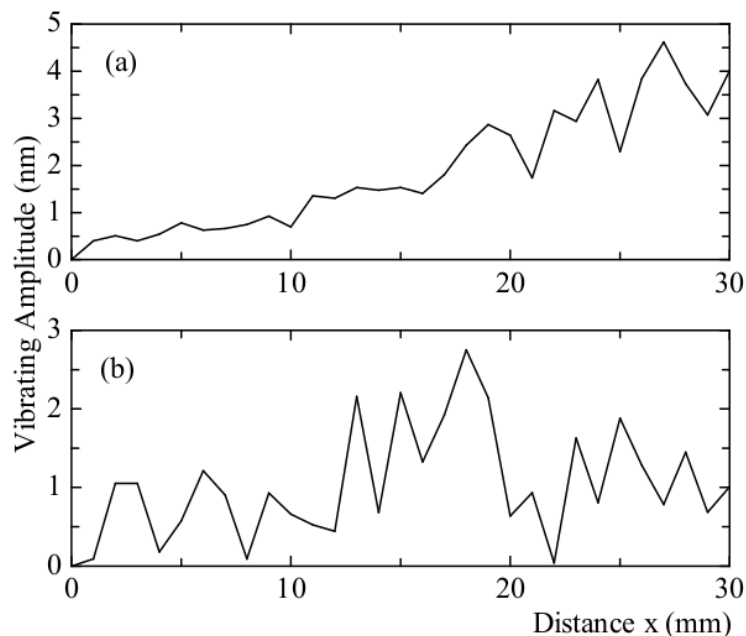


Fig. 5 Vibrating amplitude along of PAM at (a) 10 kHz and (b) 15 kHz

Summary

Prototype auditory membrane can realize the frequency selectivity at 10 kHz and 15 kHz. The maximum vibrating amplitudes of 10 kHz is investigated at $x = 3, 14,$ and 29 mm for $0.032, 0.0548,$ and 0.0892 ms, respectively with the amplitudes of 0.75 to 1.5 nm. The location of maximum vibrating amplitudes of 15 kHz is observed at $x = 5, 11,$ and 24 mm from the narrow side of the membrane for $0.0528, 0.056,$ and 0.0764 ms, with the amplitudes of $0.8185, 1.4252,$ and 3.8215 nm, respectively. Experimentally, the resonant frequencies are investigated decreasing as the the width of the membrane increase.

References

- [1] Georg v Békésy, Experiment in Hearing, Mc. Graw Hill, NY, 1960.
- [2] Wever E. G., Lawrence, M., Physiological Acoustic, Princeton Univ. Press, NJ, 1954.
- [3] Fang Yi Chen, Howard I. Cohen, Thomas G. Bifano, Jason Castle, Jeffrey Fortin, Christopher Kapusta, David C. Mountain, Aleks Zosuls, and Allyn E. Hubbard, A hydromechanical biomimetic cochlea: Experiments and models, Journal of Acoustic Society of America, Vol.119, No.1(2006), pp. 394-405.
- [4] Kenji Tanaka and Mototsugu Abe, A novel cochlea "Fishbone" with dual sensor/actuator characteristics, IEEE/ASME Transactions on Mechatronics, Vol.3, No.2 (1998), pp.98-105.
- [5] Robert D. White and Karl Grosh, Microengineered hydromechanical cochlear model, Proceedings of the National Academy of Sciences of the United States of America, Vol.102, No.5(2005), pp. 1296-1301.